



Immigratie- en Naturalisatiedienst
Ministerie van Veiligheid en Justitie

Asylum Trends

Monthly Report on Asylum Applications in The Netherlands

May 2017

Colophon

Title	Asylum Trends
Subtitle	Monthly Report on Asylum Applications in The Netherlands Recent trends
Author	Ministry of Security and Justice Immigration and Naturalisation Service (IND) IND Business Information Centre (BIC) Dr. H. Colijnlaan 341 2283 XL Rijswijk Postbus 5800 2280 HV Rijswijk

Contents

<i>Colophon</i>	2
-----------------	---

Asylum applications in The Netherlands

Total asylum applications in The Netherlands	4
First asylum applications in The Netherlands	5
Repeated asylum applications in The Netherlands	6
Family reunification in The Netherlands	7
Unaccompanied minor asylum seekers in The Netherlands	8
Monthly first asylum applications in The Netherlands	9

Appendix

Appendix: Eurostat



Total asylum influx in The Netherlands (first applications, repeated applications, family reunification influx)
Source: METIS

Top 10 Last thirteen months **total** asylum applications in the Netherlands

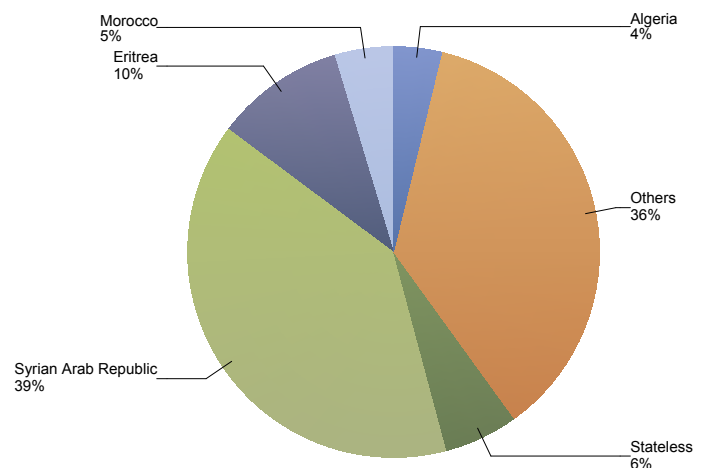
Total 2015	Total 2016	Country of citizenship	2016										2017					Last 12 months	Perc
			May	Jun	Jul	Aug	Sep	Oct	Nov	Dec	Total	Jan	Feb	Mar	Apr	May	Total		
27,710	10,604	Syrian Arab Republic	359	389	587	587	1,007	1,313	1,809	2,035	8,086	1,049	1,717	1,408	1,175	1,083	6,432	14,159	39%
8,434	2,870	Eritrea	151	169	289	260	291	330	344	345	2,179	297	318	316	333	360	1,624	3,652	10%
4,942	1,471	Stateless	50	43	46	101	122	194	232	207	995	179	237	333	218	178	1,145	2,090	6%
99	1,283	Morocco	12	23	52	128	284	389	224	133	1,245	89	94	96	86	79	444	1,677	5%
55	991	Algeria	28	11	38	92	227	260	192	103	951	129	96	87	59	63	434	1,357	4%
2,945	1,447	Afghanistan	106	105	96	100	73	77	69	82	708	81	89	76	84	82	412	1,014	3%
3,450	1,166	Iraq	71	62	58	62	63	73	105	72	566	95	101	94	110	115	515	1,010	3%
1,016	1,699	Albania	131	102	158	137	104	66	84	71	853	59	46	41	19	28	193	915	3%
645	618	Unknown	54	84	45	57	60	66	65	61	492	47	51	98	102	124	422	860	2%
2,074	1,037	Iran (Islamic Republic of)	56	55	50	70	83	71	67	45	497	60	49	65	55	70	299	740	2%
7,510	8,456	Others	543	561	786	877	811	774	813	725	5,890	605	625	689	616	624	3,159	8,506	24%
58,880	31,642	Total	1,561	1,604	2,205	2,471	3,125	3,613	4,004	3,879	22,462	2,690	3,423	3,303	2,857	2,806	15,079	35,980	100%

* To conceal the lowest figures, all values between 0 and 4 are replaced by asterisk.

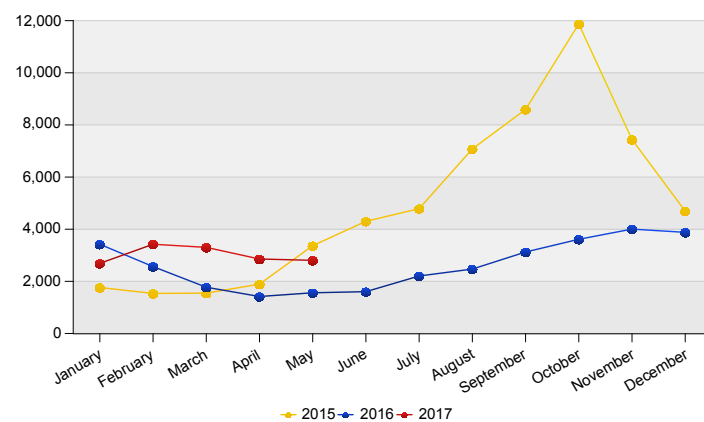
Top Total asylum applications in The Netherlands
May 2017

	Country of citizenship		%
1	Syrian Arab Republic	1,083	39%
2	Eritrea	360	13%
3	Stateless	178	6%
4	Unknown	124	4%
5	Iraq	115	4%
6	Afghanistan	82	3%
7	Morocco	79	3%
8	Iran (Islamic Republic of)	70	2%
9	Algeria	63	2%
10	Guinea	48	2%
	Others	604	22%
Total May 2017		2,806	100%

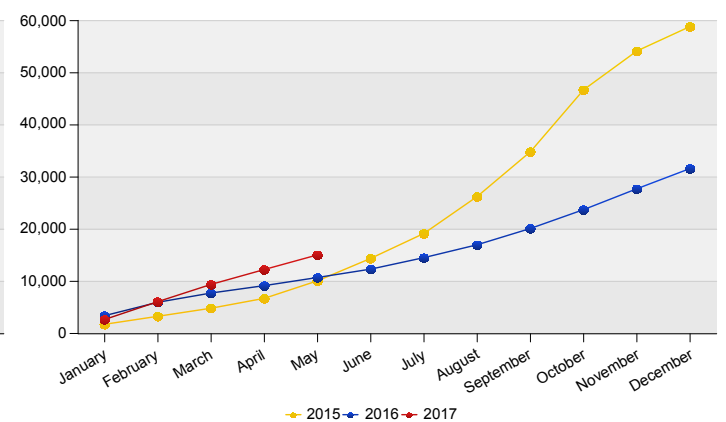
Top Nationalities total applications last twelve months
Period: Jun 2016 - May 2017
Number of total asylum applications: 35,980



Total asylum applications in The Netherlands



Cumulative development of total asylum applications in The Netherlands





First asylum applications in The Netherlands

Source: METIS

Top 10 Last thirteen months **first** asylum applications in The Netherlands

Total 2015	Total 2016 **	Country of citizenship	2016										2017						Last 12 months	Perc
			May	Jun	Jul	Aug	Sep	Oct	Nov	Dec	Total	Jan	Feb	Mar	Apr	May	Total			
7,359	1,497	Eritrea	69	98	178	172	161	193	203	157	1,231	165	102	97	64	80	508	1,670	10%	
80	1,271	Morocco	12	22	52	128	282	389	224	129	1,238	87	92	96	85	78	438	1,664	10%	
18,677	2,158	Syrian Arab Republic	100	80	109	109	84	138	106	187	913	151	139	172	129	187	778	1,591	10%	
41	980	Algeria	26	11	35	90	224	260	192	103	941	121	95	86	57	59	418	1,333	8%	
1,005	1,664	Albania	130	98	154	134	96	65	84	70	831	59	45	39	19	27	189	890	5%	
256	578	Georgia	42	40	58	41	38	69	79	61	428	71	81	74	38	33	297	683	4%	
436	938	Serbia	51	53	127	135	78	36	59	78	617	14	32	5	18	*	72	638	4%	
3,009	888	Iraq	43	49	45	41	41	52	56	46	373	46	57	54	61	58	276	606	4%	
1,884	884	Iran (Islamic Republic of)	45	50	37	59	66	58	54	32	401	49	36	43	45	48	221	577	3%	
432	457	Unknown	48	60	42	39	49	55	51	43	387	36	30	40	31	75	212	551	3%	
9,914	6,856	Others	415	430	539	668	659	614	618	495	4,438	439	448	514	471	514	2,386	6,409	39%	
43,093	18,171	Total	981	991	1,376	1,616	1,778	1,929	1,726	1,401	11,798	1,238	1,157	1,220	1,018	1,162	5,795	16,612	100%	

* To conceal the lowest figures, all values between 0 and 4 are replaced by asterisk.

** In May 2017 the IND has adjusted its systems to remove a small discrepancy that caused some cases to not be included in figures of (earlier versions of) this report. This adjustment may result in some small inconsistencies with reports dating from April 2017 and before. Considering the limited size of the discrepancy and to ensure consistency between reports, figures published before January 1st, 2017, will not be updated. Notwithstanding these figures, the total influx of first asylum applications in 2016 was 18,246.

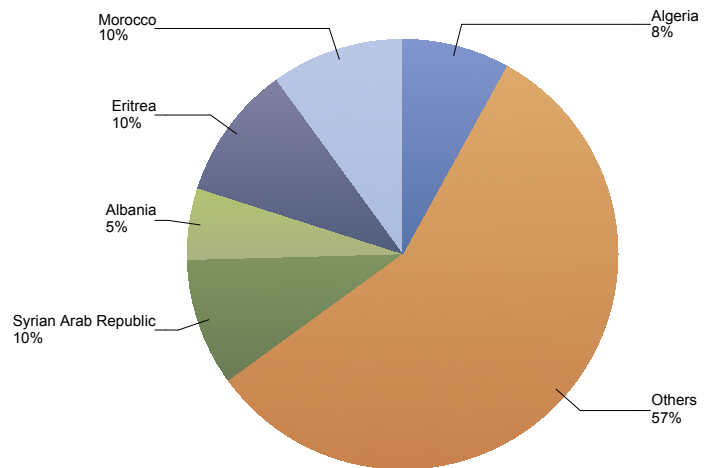
Top First asylum applications in The Netherlands May 2017

	Country of citizenship		%
1	Syrian Arab Republic	187	16%
2	Eritrea	80	7%
3	Morocco	78	7%
4	Unknown	75	6%
5	Algeria	59	5%
6	Iraq	58	5%
7	Iran (Islamic Republic of)	48	4%
8	Guinea	47	4%
9	Moldova, Republic of	34	3%
10	Georgia	33	3%
	Others	463	40%
Total May 2017		1,162	100%

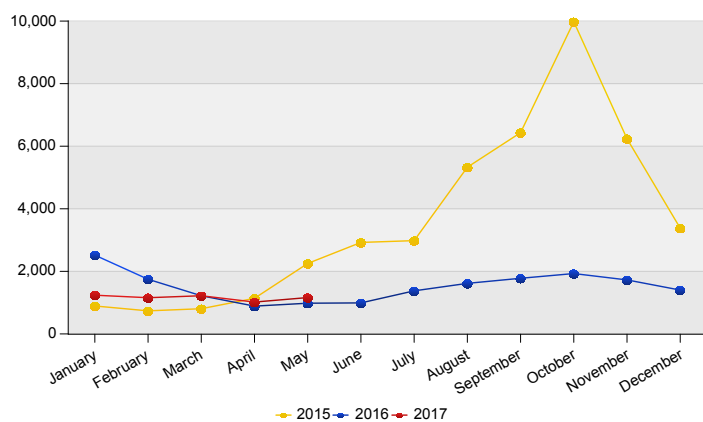
Top Nationalities first applications last twelve months

Period: Jun 2016 - May 2017

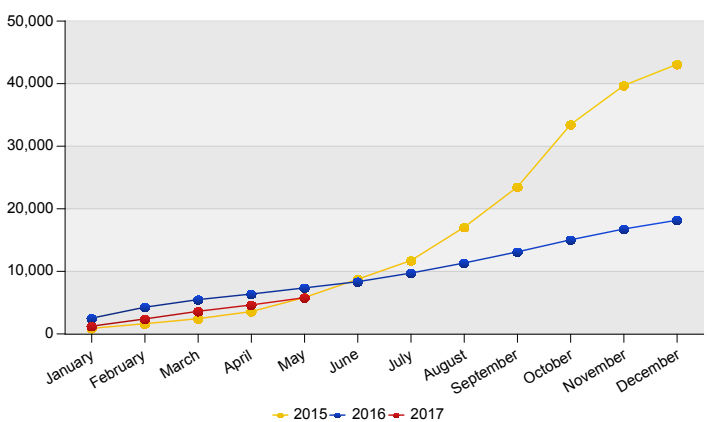
Number of first asylum applications: 16,612



First asylum applications in The Netherlands



Cumulative development of first asylum applications in The Netherlands





Repeated asylum applications in The Netherlands

Source: METIS

Top 10 Last thirteen months repeated asylum applications in The Netherlands

Total 2015	Total 2016	Country of citizenship	2016										2017					Last 12 months	Perc
			May	Jun	Jul	Aug	Sep	Oct	Nov	Dec	Total	Jan	Feb	Mar	Apr	May	Total		
311	358	Afghanistan	41	39	41	33	24	42	26	38	284	34	57	39	41	36	207	450	24%
228	156	Iraq	18	11	13	12	9	16	20	11	110	30	5	22	13	23	93	185	10%
139	110	Iran (Islamic Republic of)	9	*	13	11	13	10	12	11	82	5	11	16	*	14	50	123	7%
39	46	Armenia	*	7	5	*	*	*	10	10	40	13	*	8	10	*	38	77	4%
184	93	Somalia	9	6	9	*	9	14	*	*	56	6	*	7	5	6	27	74	4%
62	61	Eritrea	*	5	6	5	*	*	5	7	35	5	6	8	5	*	28	62	3%
65	75	Nigeria	*	5	7	5	*	*	12	5	42	8	5	*	*	*	21	59	3%
123	59	Unknown	*	*	*	8	5	5	*	*	30	*	*	6	10	*	24	50	3%
52	49	Syrian Arab Republic	*	8	*	*	*	*	8	*	33	*	*	*	*	13	14	44	2%
36	35	Sudan	*	7	6	*	*	*	*	7	26	*	*	*	*	*	12	37	2%
41	35	Sri Lanka	5	*	*	*	*	*	5	*	23	*	*	7	*	*	16	34	2%
662	580	Others	40	54	60	63	44	33	47	60	401	65	56	61	59	63	304	665	36%
1,942	1,657	Total	136	151	163	148	117	133	152	162	1,162	175	154	178	155	172	834	1,860	100%

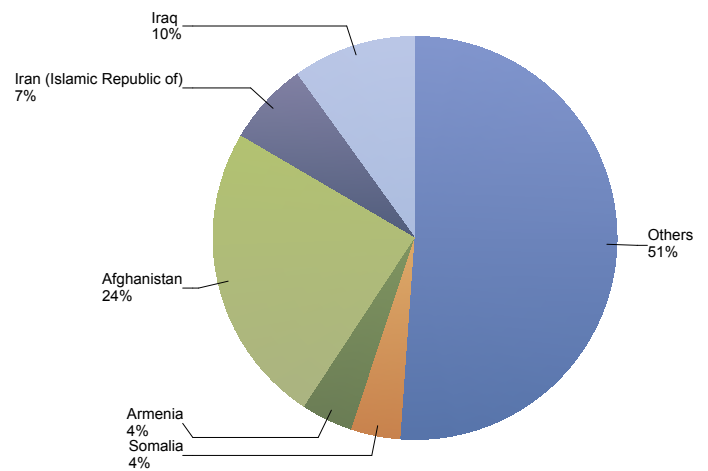
* To conceal the lowest figures, all values between 0 and 4 are replaced by asterisk.

Top Repeated asylum applications in The Netherlands
May 2017

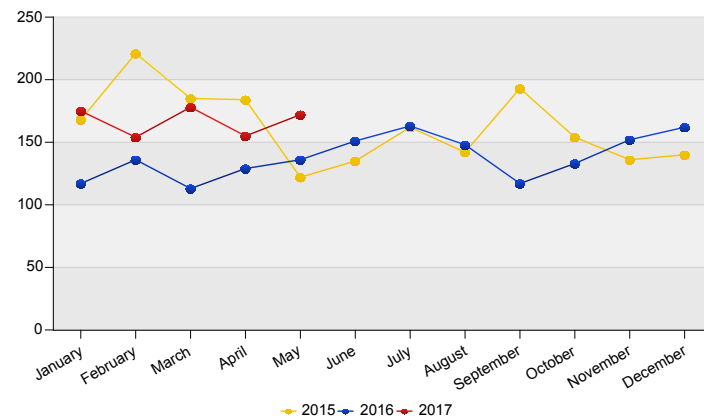
	Country of citizenship		%
1	Afghanistan	36	21%
2	Iraq	23	13%
3	Iran (Islamic Republic of)	14	8%
4	Syrian Arab Republic	13	8%
5	Serbia	6	3%
6	Somalia	6	3%
	Others	74	43%
Total May 2017		172	100%

Top Nationalities repeated asylum applications last twelve months
Period: Jun 2016 - May 2017

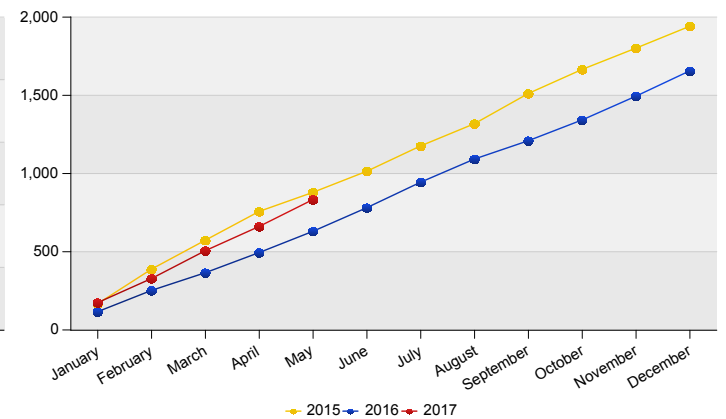
Number of repeated asylum applications: 1,860



Repeated asylum applications in The Netherlands



Cumulative development of repeated asylum applications in The Netherlands





Influx of family reunification in The Netherlands (Council Directive 2003/86/EC Chapter V)
Source: METIS

Top 10 Last thirteen months Influx of family reunification in The Netherlands

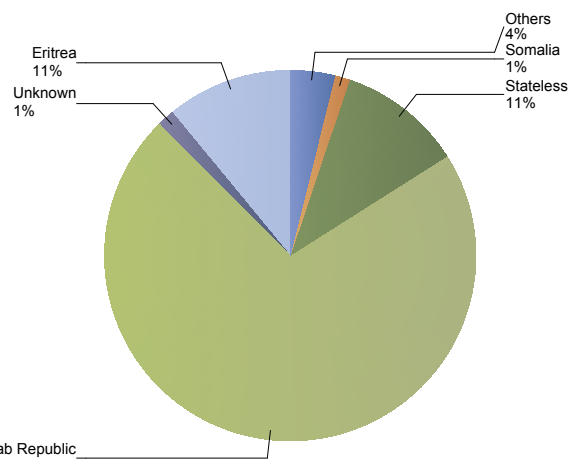
Total 2015	Total 2016	Country of citizenship	2016										2017					Last 12 months	Perc
			May	Jun	Jul	Aug	Sep	Oct	Nov	Dec	Total	Jan	Feb	Mar	Apr	May	Total		
8,981	8,397	Syrian Arab Republic	256	301	477	475	919	1,173	1,695	1,844	7,140	897	1,578	1,236	1,046	883	5,640	12,524	72%
1,013	1,312	Eritrea	81	66	105	83	126	135	136	181	913	127	210	211	264	276	1,088	1,920	11%
2,506	1,139	Stateless	34	37	36	75	103	184	207	189	865	158	225	318	208	160	1,069	1,900	11%
90	102	Unknown	*	21	*	10	6	6	12	15	75	9	17	52	61	47	186	259	1%
419	249	Somalia	*	10	16	33	33	10	19	30	155	10	12	27	20	8	77	228	1%
213	122	Iraq	10	*	*	9	13	5	29	15	83	19	39	18	36	34	146	219	1%
84	63	Afghanistan	10	6	*	6	*	*	*	9	40	6	*	6	11	17	43	73	0%
51	43	Iran (Islamic Republic of)	*	*	*	*	*	*	*	*	14	6	*	6	6	8	28	40	0%
48	25	Jordan	*	*	*	*	*	*	5	5	17	8	*	5	7	*	22	38	0%
27	31	Pakistan	8	*	*	*	*	*	5	*	17	10	*	*	*	11	24	33	0%
413	331	Others	36	17	28	15	20	26	15	26	183	27	25	23	25	27	127	274	2%
13,845	11,814	Total	444	462	666	707	1,230	1,551	2,126	2,316	9,502	1,277	2,112	1,905	1,684	1,472	8,450	17,508	100%

* To conceal the lowest figures, all values between 0 and 4 are replaced by asterisk.

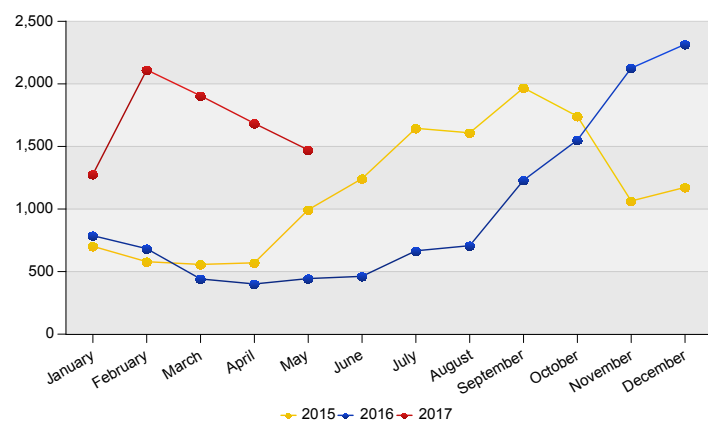
Top Influx of family reunification in The Netherlands
May 2017

	Country of citizenship		%
1	Syrian Arab Republic	883	60%
2	Eritrea	276	19%
3	Stateless	160	11%
4	Unknown	47	3%
5	Iraq	34	2%
	Others	72	5%
Total May 2017		1,472	100%

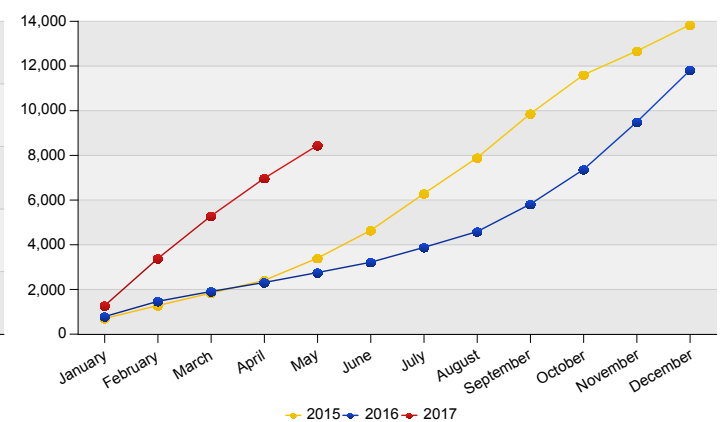
Top Nationalities Influx of family reunification last twelve months
Period: Jun 2016 - May 2017
Number of influx family reunification: 17,508



Influx of family reunification in The Netherlands



Cumulative development of Influx of family reunification in The Netherlands





Influx of indicated unaccompanied minor asylum seekers in The Netherlands
Source: METIS

Top 10 Unaccompanied minor asylum applications in The Netherlands

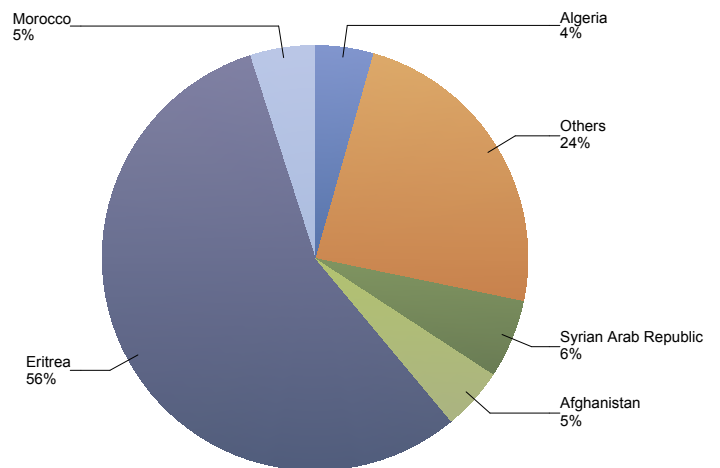
Total 2015	Total 2016	Country of citizenship	2016										2017					Last 12 months	Perc
			May	Jun	Jul	Aug	Sep	Oct	Nov	Dec	Total	Jan	Feb	Mar	Apr	May	Total		
1,237	773	Eritrea	32	42	92	96	76	114	142	113	707	102	52	53	28	49	284	959	56%
1,458	181	Syrian Arab Republic	*	*	15	5	9	8	7	9	61	10	7	12	8	8	45	102	6%
9	68	Morocco	*	6	*	7	13	15	7	13	63	8	*	*	9	5	22	85	5%
533	195	Afghanistan	11	9	6	7	7	*	*	9	57	6	7	6	9	7	35	81	5%
*	61	Algeria	*	*	*	*	12	16	17	8	59	*	*	*	5	*	18	75	4%
10	44	Ethiopia	*	*	*	12	6	6	10	*	39	*	*	*	*	*	6	45	3%
19	34	Guinea	*	*	*	*	*	*	5	*	16	*	*	5	9	13	28	42	2%
26	23	Sudan	*	*	*	*	5	*	*	*	20	*	*	8	*	8	23	42	2%
23	38	Albania	*	*	*	*	*	*	*	14	30	*	5	*	*	*	10	37	2%
17	36	Unknown	*	*	*	7	*	*	5	*	32	*	*	*	*	*	8	37	2%
39	27	Somalia	5	*	*	*	*	8	*	*	22	*	*	*	*	*	8	25	1%
487	227	Others	20	8	17	11	29	13	25	10	133	9	6	14	15	23	67	180	11%
3,859	1,707	Total	83	78	140	160	169	196	231	182	1,239	149	87	104	91	123	554	1,710	100%

* To conceal the lowest figures, all values between 0 and 4 are replaced by asterisk.

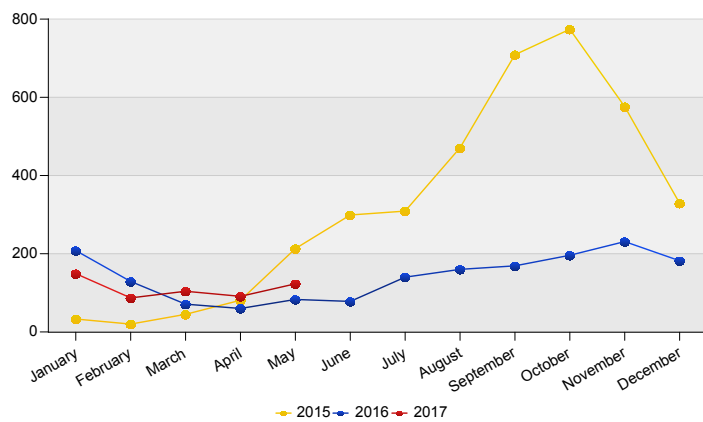
Top Unaccompanied minor asylum applications in The Netherlands May 2017

Country of citizenship		%
1 Eritrea	49	40%
2 Guinea	13	11%
3 Sudan	8	7%
4 Syrian Arab Republic	8	7%
5 Afghanistan	7	6%
6 Gambia	5	4%
7 Morocco	5	4%
Others	28	23%
Total May 2017	123	100%

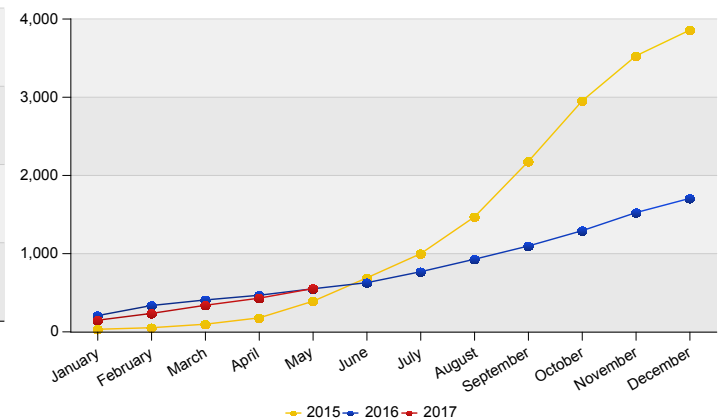
Top Nationalities unaccompanied minor asylum applications last twelve months
Period: Jun 2016 - May 2017
Number of unaccompanied minor asylum applications: 1,710



Unaccompanied minor asylum applications in The Netherlands



Cumulative development of Unaccompanied minor asylum applications in The Netherlands





Monthly First Asylum Applications in The Netherlands in 2017

Source: METiS

Country of citizenships	Jan	Feb	Mar	Apr	May	Total 2017	Total 2016 **	Total 2015
Afghanistan	41	29	31	32	29	162	1,026	2,550
Albania	59	45	39	19	27	189	1,664	1,005
Algeria	121	95	86	57	59	418	980	41
Angola	*	*	*	5	*	12	15	14
Argentina	*	*	*	*	*	*	*	*
Armenia	8	*	25	*	11	51	48	76
Azerbaijan	14	*	5	9	*	34	66	33
Bahamas	*	*	*	*	*	*	*	*
Bahrain	*	*	*	*	*	*	*	*
Bangladesh	*	*	*	*	*	9	21	32
Belarus	*	*	*	5	9	19	21	44
Belgium	*	*	*	*	*	*	*	*
Benin	*	*	*	*	*	8	7	*
Bosnia and Herzegovina	14	6	*	*	*	27	295	121
Brazil	*	*	*	*	*	*	*	5
Bulgaria	*	*	*	*	*	*	*	*
Burkina Faso	*	*	*	*	*	*	11	*
Burundi	*	*	*	*	7	15	24	23
Cameroon	*	*	*	6	*	14	18	27
Cape Verde	*	*	*	*	*	*	*	*
Central African Republic	*	*	*	*	*	*	*	*
Chad	*	*	5	*	*	9	5	6
China (including Hong Kong)	*	7	*	15	32	61	97	206
Colombia	*	6	*	*	7	19	36	7
Congo, the Democratic Republic of the	*	*	*	*	*	5	*	*
Congo, the Republic of the	*	*	*	5	5	19	50	41
Cote d'Ivoire	*	*	*	*	*	12	30	16
Croatia	*	*	*	*	*	*	5	*
Cuba	*	6	*	*	*	19	23	9
Djibouti	*	*	*	*	*	*	*	*
Dominican Republic	*	*	*	*	*	*	*	*
Egypt	13	11	11	7	11	53	112	71
El Salvador	*	*	*	*	*	*	19	*
Eritrea	165	102	97	64	80	508	1,497	7,359
Ethiopia	14	13	6	5	11	49	156	133
France	*	*	*	*	*	*	7	5
Gabon	*	*	*	*	*	*	*	*
Gambia	12	10	18	14	12	66	131	55
Georgia	71	81	74	38	33	297	578	256
Germany	*	*	*	*	*	*	*	*
Ghana	*	7	*	*	*	20	15	23
Greece	*	*	*	*	*	*	*	6
Guinea	9	19	30	42	47	147	111	79
Guinea-Bissau	*	5	*	*	*	17	11	*
Guyana	*	*	*	*	*	*	*	*
Haiti	*	*	*	*	*	*	*	*
Honduras	*	*	6	*	*	7	7	8
India	*	*	9	*	8	18	45	12
Indonesia	*	*	*	*	*	*	*	*
Iran (Islamic Republic of)	49	36	43	45	48	221	884	1,884
Iraq	46	57	54	61	58	276	888	3,009
Israel	*	*	*	*	*	*	*	*
Italy	*	*	*	*	*	*	5	*
Jamaica	*	6	*	*	*	9	34	68



Monthly First Asylum Applications in The Netherlands in 2017

Source: METiS

Country of citizenships	Jan	Feb	Mar	Apr	May	Total 2017	Total 2016 **	Total 2015
Jordan	*	*	*	*	*	12	27	9
Kazakhstan	*	*	*	*	5	6	23	19
Kenya	*	*	*	*	*	*	6	8
Korea, Democratic People's Republic of	*	*	*	*	*	*	*	*
Korea, Republic of	*	*	*	*	*	*	*	*
Kosovo / UNSCR 1244	7	*	9	*	*	21	465	685
Kuwait	*	*	*	*	*	*	8	12
Kyrgyzstan	*	*	*	*	*	*	9	6
Latvia	*	*	*	*	*	*	*	*
Lebanon	7	*	*	*	*	21	55	70
Liberia	*	*	*	*	*	*	11	5
Libyan Arab Jamahiriya	38	34	33	27	23	155	341	69
Lithuania	*	*	*	*	*	*	*	*
Madagascar	*	*	*	*	*	*	*	*
Malawi	*	*	*	*	*	*	*	*
Malaysia	*	*	*	*	*	*	*	*
Maldives	*	*	*	*	*	*	*	*
Mali	*	*	8	7	13	36	26	11
Mauritania	*	*	*	*	*	7	11	*
Mexico	*	*	*	*	*	*	*	*
Moldova, Republic of	*	*	17	*	34	60	15	8
Mongolia	*	*	*	*	*	8	403	363
Montenegro	*	*	*	*	*	*	25	9
Morocco	87	92	96	85	78	438	1,271	80
Mozambique	*	*	*	*	*	*	6	*
Myanmar	*	6	*	5	*	17	55	37
Nepal	*	*	*	*	*	*	13	27
Netherlands	*	*	*	*	*	5	13	*
Nicaragua	*	*	*	*	*	*	*	*
Niger	*	*	*	*	*	*	*	*
Nigeria	22	19	33	10	14	98	197	212
Oman	*	*	*	*	*	*	*	*
Pakistan	11	6	14	24	11	66	161	156
Palestinian Territory, Occupied	*	6	6	10	*	26	30	80
Panama	*	*	*	*	*	*	*	*
Peru	*	*	*	*	*	*	*	*
Philippines	*	*	*	*	*	*	*	*
Poland	*	*	*	*	*	*	8	*
Portugal	*	*	*	*	*	*	7	*
Romania	*	*	*	*	*	*	7	*
Russian Federation	7	10	19	26	24	86	124	124
Rwanda	*	*	*	*	*	*	15	10
Saudi Arabia	*	*	*	*	*	*	11	*
Senegal	6	5	5	6	13	35	47	20
Serbia	14	32	5	18	*	72	938	436
Sierra Leone	7	*	*	6	*	22	33	38
Somalia	14	9	7	5	7	42	157	263
South Africa	*	*	*	7	*	7	10	17
South Sudan	*	*	*	*	*	*	*	*
Spain	*	*	*	*	*	*	*	*
Sri Lanka	*	*	5	*	*	17	28	37
Stateless	20	11	14	7	13	65	310	2,399
Sudan	17	13	18	13	22	83	191	234
Suriname	*	*	*	*	*	*	8	5



Monthly First Asylum Applications in The Netherlands in 2017

Source: METiS

Country of citizenships	Jan	Feb	Mar	Apr	May	Total 2017	Total 2016 **	Total 2015
Sweden	*	*	*	*	*	*	*	*
Syrian Arab Republic	151	139	172	129	187	778	2,158	18,677
Tajikistan	*	6	*	5	*	19	19	28
Tanzania, United Republic of	*	*	*	*	*	7	10	*
Thailand	*	*	*	*	*	*	*	*
the former Yugoslav Republic of Macedonia	7	17	15	12	8	59	430	111
Togo	*	*	*	*	*	*	*	9
Trinidad and Tobago	*	*	*	*	*	10	22	9
Tunisia	11	39	21	19	10	100	205	25
Turkey	20	50	23	35	25	153	235	56
Uganda	6	8	7	*	*	26	87	113
Ukraine	13	8	8	10	7	46	317	716
United Arab Emirates	*	*	*	*	*	*	*	*
United Kingdom	*	*	*	*	*	*	*	*
United States of America	5	*	*	*	*	6	5	16
Unknown	36	30	40	31	75	212	457	432
Uruguay	*	*	*	*	*	*	*	*
Uzbekistan	*	*	*	*	*	5	6	5
Venezuela	11	*	*	6	7	29	27	*
Viet Nam	*	*	*	9	*	13	61	64
Yemen	10	9	17	15	11	62	45	52
Zambia	*	*	*	*	*	*	*	8
Zimbabwe	*	*	*	*	*	5	12	8
Other	*	*	*	*	*	*	*	17
Totaal	1,238	1,157	1,220	1,018	1,162	5,795	18,171	43,093

* To conceal the lowest figures, all values between 0 and 4 are replaced by asterisk.

** In May 2017 the IND has adjusted its systems to remove a small discrepancy that caused some cases to not be included in figures of (earlier versions of) this report. This adjustment may result in some small inconsistencies with reports dating from April 2017 and before. Considering the limited size of the discrepancy and to ensure consistency between reports, figures published before January 1st, 2017, will not be updated. Notwithstanding these figures, the total influx of first asylum applications in 2016 was 18,246.

Selection criterion for this table: all nationalities with at least 1 application in the current year.