



Immigratie- en Naturalisatiedienst
Ministerie van Justitie en Veiligheid

Asylum Trends

Monthly Report on Asylum Applications in The Netherlands

November 2023

Colophon

Title Asylum Trends

Subtitle Monthly Report on Asylum Applications in The Netherlands
Recent trends

Author Ministry of Justice and Security
Immigration and Naturalisation Service (IND)
IND Business Information Centre (BIC)
Rijnstraat 8 | 2515 XP Den Haag
Postbus 16275 | 2500 BG Den Haag

Migratie in beweging



EUROPESE UNIE
Het Fonds voor asiel,
migratie en integratie

Contents

<i>Colophon</i>	2
-----------------	---

Asylum applications in The Netherlands

Total asylum applications in The Netherlands	4
First asylum applications in The Netherlands	5
Repeated asylum applications in The Netherlands	6
Family reunification in The Netherlands	7
Unaccompanied minor asylum seekers in The Netherlands	8
Monthly first asylum applications in The Netherlands	9

Appendix

Appendix: Relocation and Resettlement

Total asylum influx in The Netherlands (first applications, repeated applications, family reunification influx)
Source: METIS

Top 10 Last thirteen months **total** asylum applications in The Netherlands

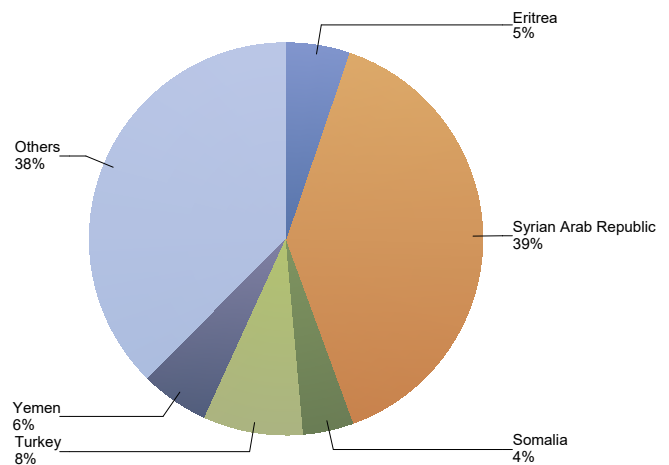
Total 2021	Total 2022	Country of citizenship	2022			2023												Last 12 months	Perc
			Nov	Dec	Total	Jan	Feb	Mar	Apr	May	Jun	Jul	Aug	Sep	Oct	Nov	Total		
14.904	19.989	Syrian Arab Republic	1.865	1.015	2.880	824	747	1.100	1.163	1.374	1.603	1.879	1.916	2.284	2.711	2.304	17.905	18.920	39%
3.215	3.802	Turkey	276	253	529	223	234	288	253	264	318	425	379	380	566	382	3.712	3.965	8%
1.855	2.813	Yemen	281	142	423	166	168	240	239	242	238	252	216	249	300	266	2.576	2.718	6%
1.576	1.935	Eritrea	184	136	320	139	176	175	139	205	225	296	240	238	261	281	2.375	2.511	5%
1.059	1.624	Somalia	191	205	396	171	161	185	143	202	159	219	149	109	134	177	1.809	2.014	4%
1.176	1.264	Algeria	203	165	368	156	144	150	95	128	148	132	123	108	146	180	1.510	1.675	3%
1.133	933	Iraq	66	141	207	84	97	109	222	158	123	121	87	108	131	186	1.426	1.567	3%
952	1.277	Unknown	122	113	235	115	86	95	87	99	117	106	110	121	155	155	1.246	1.359	3%
607	1.135	Iran (Islamic Republic of)	161	121	282	159	109	139	114	117	94	95	55	99	93	81	1.155	1.276	3%
988	779	Morocco	93	80	173	106	97	81	59	76	72	102	70	85	97	97	942	1.022	2%
9.155	12.440	Others	1.142	872	2.014	853	824	804	761	741	940	920	900	906	1.443	1.265	10.357	11.229	23%
36.620	47.991	Total	4.584	3.243	7.827	2.996	2.843	3.366	3.275	3.606	4.037	4.547	4.245	4.687	6.037	5.374	45.013	48.256	100%

* To conceal the lowest figures, all values between 0 and 4 are replaced by asterisk.

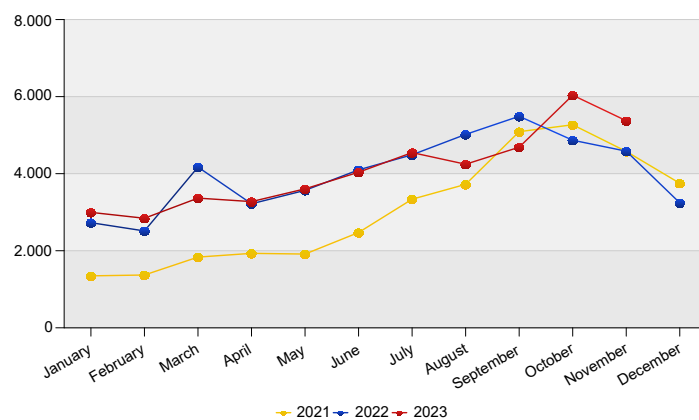
Top Total asylum applications in The Netherlands
November 2023

	Country of citizenship		%
1	Syrian Arab Republic	2.304	43%
2	Turkey	382	7%
3	Eritrea	281	5%
4	Yemen	266	5%
5	Iraq	186	3%
6	Algeria	180	3%
7	Somalia	177	3%
8	Sudan	172	3%
9	Unknown	155	3%
10	Colombia	106	2%
	Others	1.165	22%
Total November 2023		5.374	100%

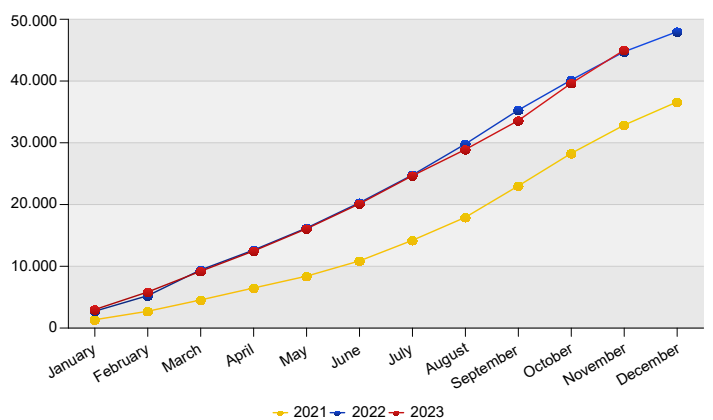
Top Nationalities total applications last twelve months
Period: Dec 2022 - Nov 2023
Number of total asylum applications: 48.256



Total asylum applications in The Netherlands



Cumulative development of total asylum applications in The Netherlands



First asylum applications in The Netherlands
Source: METIS

Top 10 Last thirteen months **first** asylum applications in The Netherlands

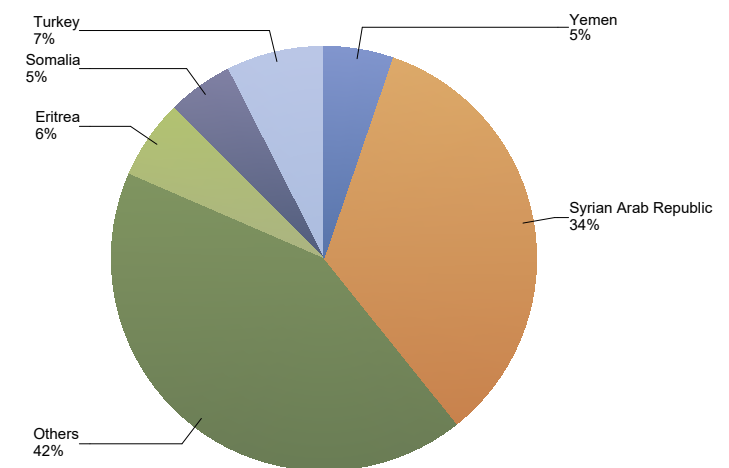
Total 2021	Total 2022 **	Country of citizenship	2022			2023												Last 12 months	Perc
			Nov	Dec	Total	Jan	Feb	Mar	Apr	May	Jun	Jul	Aug	Sep	Oct	Nov	Total		
8.323	12.648	Syrian Arab Republic	1.652	794	2.446	638	455	463	584	764	1.029	1.279	1.368	1.672	2.117	1.462	11.831	12.625	34%
2.459	2.684	Turkey	218	173	391	163	155	157	149	152	202	312	304	259	452	299	2.604	2.777	7%
768	1.365	Eritrea	152	95	247	90	138	155	103	188	212	294	235	221	242	257	2.135	2.230	6%
1.189	2.428	Yemen	265	127	392	156	149	187	219	132	168	180	113	120	236	159	1.819	1.946	5%
903	1.457	Somalia	181	175	356	161	157	168	138	190	150	209	141	106	112	152	1.684	1.859	5%
1.105	1.206	Algeria	197	154	351	151	139	142	89	119	144	123	113	102	136	170	1.428	1.582	4%
829	1.113	Unknown	113	101	214	109	75	78	79	92	104	104	108	116	131	132	1.128	1.229	3%
746	671	Iraq	61	115	176	64	67	54	194	135	80	111	41	89	95	162	1.092	1.207	3%
263	702	Iran (Islamic Republic of)	126	89	215	139	99	116	103	106	82	83	50	90	87	71	1.026	1.115	3%
907	721	Morocco	78	66	144	92	86	64	48	59	68	93	55	67	82	87	801	867	2%
7.194	10.540	Others	1.029	706	1.735	724	695	656	650	618	800	779	789	794	1.318	1.167	8.990	9.696	26%
24.686	35.535	Total	4.072	2.595	6.667	2.487	2.215	2.240	2.356	2.555	3.039	3.567	3.317	3.636	5.008	4.118	34.538	37.133	100%

* To conceal the lowest figures, all values between 0 and 4 are replaced by asterisk.

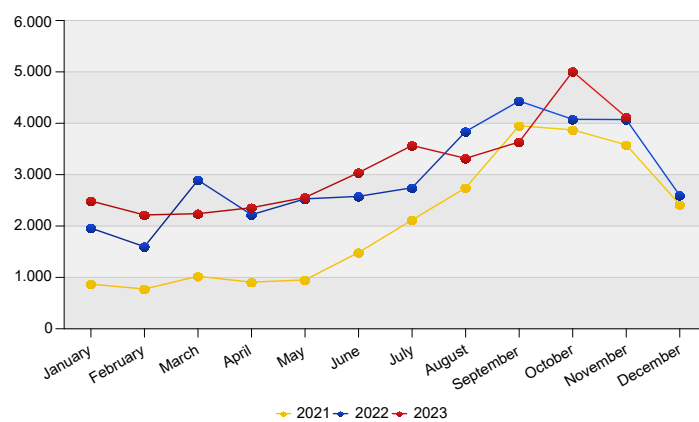
Top First asylum applications in The Netherlands
November 2023

	Country of citizenship		%
1	Syrian Arab Republic	1.462	36%
2	Turkey	299	7%
3	Eritrea	257	6%
4	Algeria	170	4%
5	Sudan	168	4%
6	Iraq	162	4%
7	Yemen	159	4%
8	Somalia	152	4%
9	Unknown	132	3%
10	Colombia	106	3%
	Others	1.051	26%
Total November 2023		4.118	100%

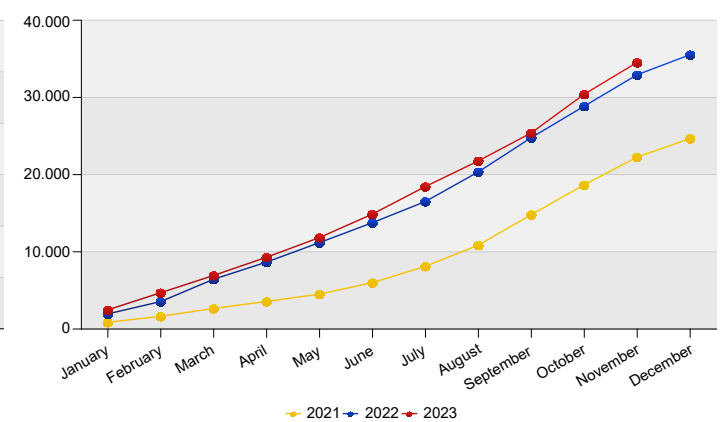
Top Nationalities first applications last twelve months
Period: Dec 2022 - Nov 2023
Number of first asylum applications: 37.133



First asylum applications in The Netherlands



Cumulative development of first asylum applications in The Netherlands



Repeated asylum applications in The Netherlands
Source: METIS

Top 10 Last thirteen months repeated asylum applications in The Netherlands

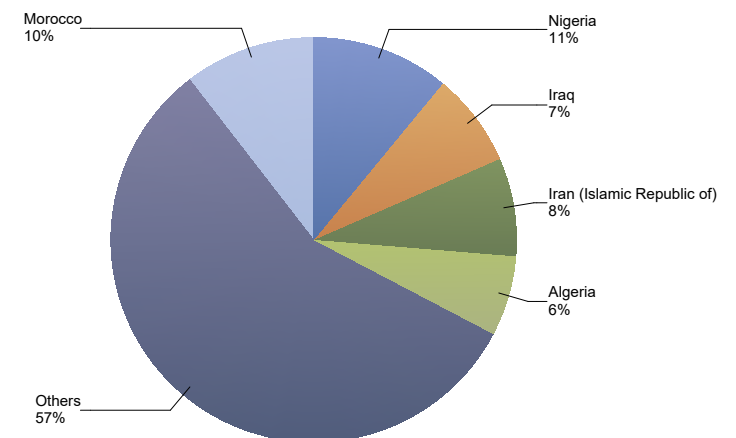
Total 2021	Total 2022	Country of citizenship	2022			2023												Last 12 months	Perc
			Nov	Dec	Total	Jan	Feb	Mar	Apr	May	Jun	Jul	Aug	Sep	Oct	Nov	Total		
92	151	Nigeria	10	20	30	9	12	10	23	11	17	13	11	8	15	9	138	158	11%
73	54	Morocco	15	11	26	14	11	17	11	17	*	9	15	18	14	10	140	151	10%
221	218	Iran (Islamic Republic of)	28	23	51	17	*	18	8	7	7	12	*	7	*	6	90	113	8%
122	132	Iraq	5	7	12	10	*	16	6	8	13	6	22	9	*	8	101	108	7%
62	54	Algeria	*	11	14	5	5	8	6	9	*	9	10	6	10	9	81	92	6%
142	103	Syrian Arab Republic	12	5	17	8	13	5	*	*	10	9	*	*	*	11	73	78	5%
77	43	Eritrea	8	5	13	*	6	*	7	*	6	*	*	7	6	8	53	58	4%
33	39	Uganda	*	*	5	5	*	5	5	7	*	5	7	*	5	*	50	54	4%
66	42	Somalia	*	11	13	*	*	*	5	7	*	6	*	*	6	5	41	52	4%
27	25	Gambia	*	5	8	*	*	*	*	*	*	*	7	*	*	7	36	41	3%
899	668	Others	43	47	90	41	56	39	34	45	37	60	45	38	53	41	489	536	37%
1.814	1.529	Total	130	149	279	116	116	127	110	122	104	131	127	101	120	118	1.292	1.441	100%

* To conceal the lowest figures, all values between 0 and 4 are replaced by asterisk.

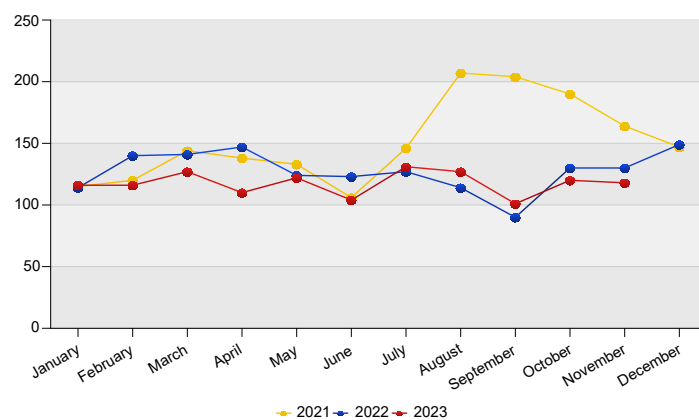
Top Repeated asylum applications in The Netherlands November 2023

Country of citizenship		%
1 Syrian Arab Republic	11	9%
2 Morocco	10	8%
3 Algeria	9	8%
4 Nigeria	9	8%
5 Eritrea	8	7%
6 Iraq	8	7%
7 Gambia	7	6%
Others	56	47%
Total November 2023	118	100%

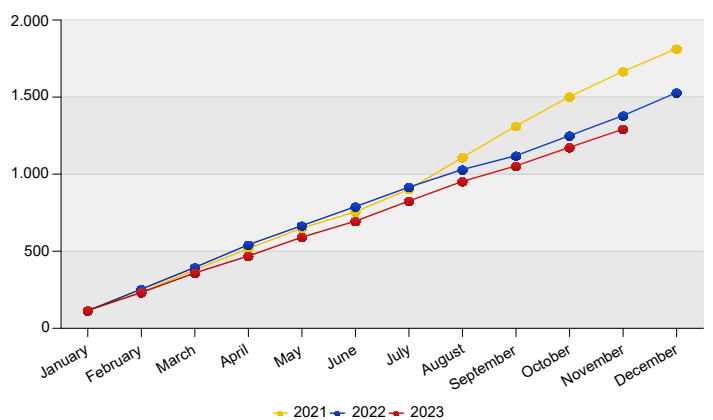
Top Nationalities repeated asylum applications last twelve months
Period: Dec 2022 - Nov 2023
Number of repeated asylum applications: 1.441



Repeated asylum applications in The Netherlands



Cumulative development of repeated asylum applications in The Netherlands



Influx of family reunification in The Netherlands (Council Directive 2003/86/EC Chapter V)
 Source: METIS

Top 10 Last thirteen months Influx of family reunification in The Netherlands

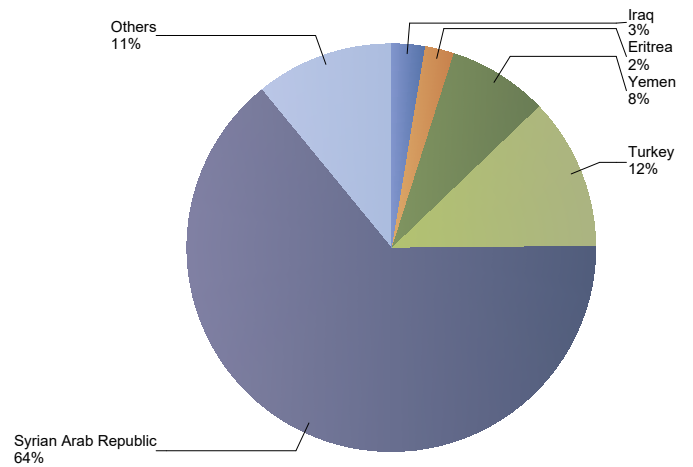
Total 2021	Total 2022	Country of citizenship	2022			2023												Last 12 months	Perc
			Nov	Dec	Total	Jan	Feb	Mar	Apr	May	Jun	Jul	Aug	Sep	Oct	Nov	Total		
6.439	7.238	Syrian Arab Republic	201	216	417	178	279	632	576	606	564	591	545	609	590	831	6.001	6.217	64%
735	1.094	Turkey	52	79	131	59	76	129	103	107	116	111	70	120	113	82	1.086	1.165	12%
651	377	Yemen	15	15	30	10	19	53	20	110	70	72	103	128	63	104	752	767	8%
265	130	Iraq	*	19	19	10	28	39	22	15	30	*	24	10	35	16	233	252	3%
731	527	Eritrea	24	36	60	45	32	18	29	13	7	*	*	10	13	16	187	223	2%
118	159	Afghanistan	13	21	34	21	12	21	22	25	17	13	*	30	10	5	178	199	2%
342	370	Stateless	10	25	35	8	17	29	9	5	11	10	8	14	*	*	114	139	1%
100	140	Unknown	8	9	17	5	5	15	7	5	12	*	*	*	24	19	98	107	1%
90	125	Somalia	8	19	27	9	*	13	*	5	8	*	7	*	16	20	84	103	1%
168	137	Pakistan	7	15	22	6	6	*	*	7	17	10	17	*	5	7	82	97	1%
481	630	Others	44	45	89	42	37	46	21	31	42	32	21	21	37	38	368	413	4%
10.120	10.927	Total	382	499	881	393	512	999	809	929	894	849	801	950	909	1.138	9.183	9.682	100%

* To conceal the lowest figures, all values between 0 and 4 are replaced by asterisk.

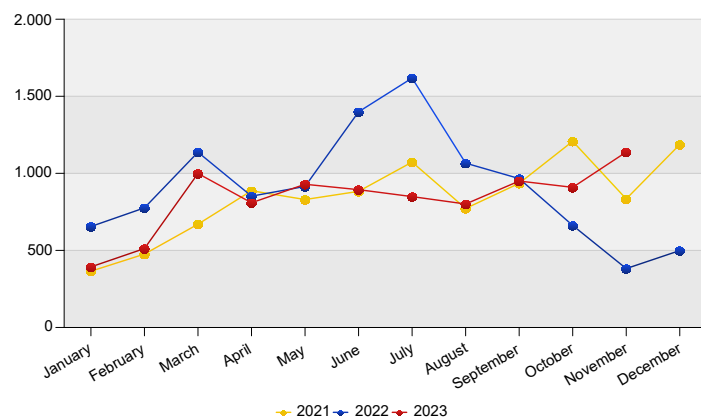
Top Influx of family reunification in The Netherlands November 2023

Country of citizenship		%
1 Syrian Arab Republic	831	73%
2 Yemen	104	9%
3 Turkey	82	7%
4 Somalia	20	2%
5 Unknown	19	2%
Others	82	7%
Total November 2023	1.138	100%

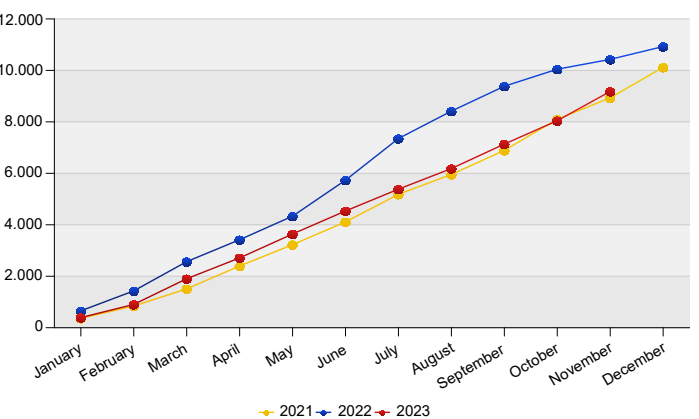
Top Nationalities Influx of family reunification last twelve months
 Period: Dec 2022 - Nov 2023
 Number of influx family reunification: 9.682



Influx of family reunification in The Netherlands



Cumulative development of Influx of family reunification in The Netherlands



Influx of indicated unaccompanied minor asylum seekers in The Netherlands
Source: METIS

Top 10 Unaccompanied minor asylum applications in The Netherlands

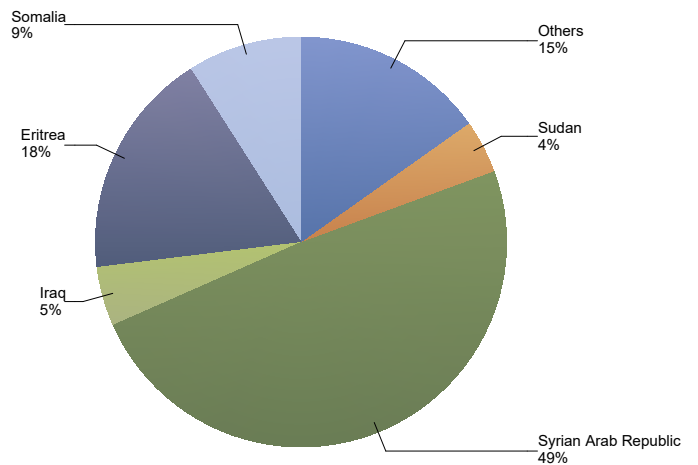
Total 2021	Total 2022	Country of citizenship	2022			2023												Last 12 months	Perc
			Nov	Dec	Total	Jan	Feb	Mar	Apr	May	Jun	Jul	Aug	Sep	Oct	Nov	Total		
1.078	2.427	Syrian Arab Republic	299	126	425	85	46	64	111	145	211	258	367	581	545	238	2.651	2.777	49%
235	606	Eritrea	76	27	103	23	42	55	47	73	88	139	112	141	137	131	988	1.015	18%
185	319	Somalia	31	48	79	45	46	42	41	61	35	42	37	37	38	40	464	512	9%
163	93	Iraq	6	*	9	12	11	7	64	41	30	28	*	21	14	30	262	265	5%
13	20	Sudan	*	*	5	*	*	*	*	*	*	*	8	34	121	57	237	238	4%
70	188	Yemen	27	8	35	15	9	22	27	7	8	*	11	18	19	14	153	161	3%
87	145	Afghanistan	29	11	40	11	7	7	*	6	9	10	8	15	11	7	93	104	2%
72	72	Algeria	13	15	28	7	5	*	*	8	*	*	6	7	9	17	74	89	2%
13	50	Ethiopia	5	*	9	*	*	6	*	*	*	5	10	6	12	23	76	80	1%
68	72	Unknown	9	*	10	*	*	*	*	*	5	8	5	11	12	7	64	65	1%
207	215	Others	17	12	29	18	13	9	14	11	20	34	53	57	63	58	350	362	6%
2.191	4.207	Total	516	256	772	226	186	218	317	361	417	535	621	928	981	622	5.412	5.668	100%

* To conceal the lowest figures, all values between 0 and 4 are replaced by asterisk.

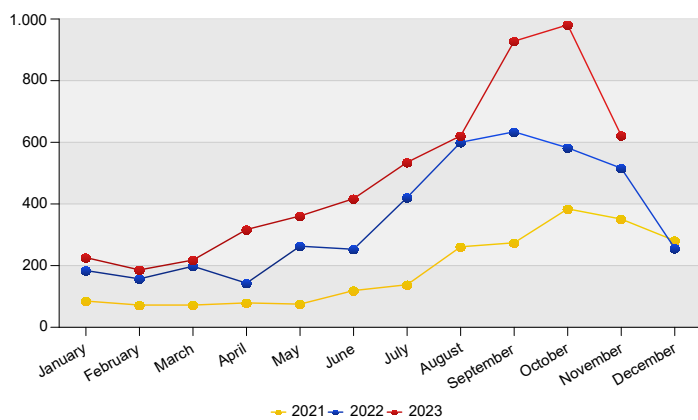
Top Unaccompanied minor asylum applications in The Netherlands November 2023

Country of citizenship			%
1	Syrian Arab Republic	238	38%
2	Eritrea	131	21%
3	Sudan	57	9%
4	Somalia	40	6%
5	Iraq	30	5%
	Others	126	20%
Total November 2023		622	100%

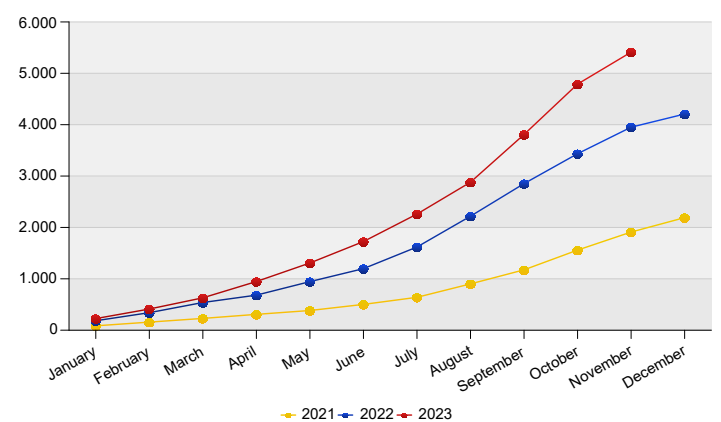
Top Nationalities unaccompanied minor asylum applications last twelve months
Period: Dec 2022 - Nov 2023
Number of unaccompanied minor asylum applications: 5.668



Unaccompanied minor asylum applications in The Netherlands



Cumulative development of Unaccompanied minor asylum applications in The Netherlands



Monthly First Asylum Applications in The Netherlands in 2023

Source: METIS

Country of citizenships	Jan	Feb	Mar	Apr	May	Jun	Jul	Aug	Sep	Oct	Nov	2020	2021	2022	2023	
Alghanistan	65	84	39	42	51	61	53	40	56	60	64	389	3.006	2.732	615	
Albania	*	8	*	*	*	*	*	*	*	*	*	*	82	54	52	23
Algeria	151	139	142	89	119	144	123	113	102	136	170	993	1.105	1.206	1.428	
Angola	*	*	*	*	*	*	*	*	*	*	7	12	5	17	26	
Argentina	*	*	*	*	*	*	*	*	*	*	*	*	6	5	*	
Armenia	*	5	*	*	*	*	6	8	*	*	10	25	33	50	47	
Australia	*	*	*	*	*	*	*	*	*	*	*	*	*	*	*	
Azerbaijan	11	17	7	24	9	9	12	7	*	9	10	115	78	127	117	
Bahrain	*	6	*	*	*	*	*	*	*	*	*	5	*	5	8	
Bangladesh	*	*	*	*	*	*	*	*	*	*	*	*	21	11	18	19
Belarus	14	*	*	7	*	14	10	6	5	*	7	84	86	94	71	
Belgium	*	*	*	*	*	*	*	*	*	*	*	*	*	*	*	
Benin	*	*	*	*	*	*	*	6	5	*	*	*	*	9	22	
Bolivia	*	*	*	5	*	*	*	*	*	*	*	*	*	7	6	
Bosnia and Herzegovina	*	*	*	*	*	*	*	*	*	*	*	11	5	15	7	
Botswana	*	*	*	*	*	*	*	*	*	*	*	*	*	*	*	
Brazil	*	*	*	*	*	*	*	*	*	*	*	19	17	12	9	
Bulgaria	*	*	*	*	*	*	*	*	*	*	*	5	*	*	*	
Burkina Faso	*	*	*	*	*	*	*	*	*	*	*	8	8	*	7	
Burundi	*	*	*	*	*	*	*	*	*	*	*	*	*	16	6	
Cambodia	*	*	*	*	*	*	*	*	*	*	*	*	*	*	*	
Cameroon	*	*	5	15	7	*	*	*	6	*	*	36	17	24	56	
Canada	*	*	*	*	*	*	*	*	*	*	*	*	*	*	*	
Cape Verde	*	*	*	*	*	*	*	*	*	*	*	*	*	*	*	
Central African Republic	*	*	*	*	*	*	*	*	*	*	*	*	*	*	*	
Chad	*	*	*	*	*	*	*	*	*	*	*	11	17	10	14	
Chile	*	*	*	*	*	*	*	*	*	*	*	*	*	7	5	
China (including Hong Kong)	27	18	17	22	13	21	17	25	43	138	28	56	153	151	369	
Colombia	11	54	53	45	43	48	52	39	28	49	106	106	187	519	528	
Comoros	*	*	*	*	*	*	*	*	*	*	*	*	*	*	*	
Congo, the Democratic Republic of the	*	*	*	*	*	*	*	*	*	*	*	10	11	27	22	
Congo, the Republic of the	*	*	*	*	5	*	*	*	*	*	*	17	25	22	18	
Costa Rica	*	*	*	*	*	*	*	*	*	*	*	*	*	*	*	
Cote d'Ivoire	*	*	5	*	*	*	*	*	*	*	*	29	11	10	25	
Cuba	*	*	*	*	*	5	*	*	*	*	*	8	17	13	12	
Czech Republic	*	*	*	*	*	*	*	*	*	*	*	5	*	*	*	
Denmark	*	*	*	*	*	*	*	*	*	*	*	*	*	*	*	
Djibouti	*	*	*	*	*	*	*	*	*	*	*	*	*	*	5	
Dominica	*	*	*	*	*	*	*	*	*	*	*	*	*	*	*	
Dominican Republic	*	*	*	*	*	*	5	*	*	*	*	5	*	7	13	
Ecuador	*	*	*	*	6	5	*	*	*	5	8	*	*	*	28	
Egypt	19	13	26	14	13	22	28	42	42	27	33	101	146	262	279	
El Salvador	*	*	*	*	*	*	*	*	*	*	*	28	33	75	17	
Equatorial Guinea	*	*	*	*	*	*	*	*	*	*	*	*	*	*	*	
Eritrea	90	138	155	103	188	212	294	235	221	242	257	368	768	1.365	2.135	
Estonia	*	*	*	*	*	*	*	*	*	*	*	*	*	*	*	
Ethiopia	19	19	22	21	15	17	31	31	16	33	43	44	167	305	267	
Finland	*	*	*	*	*	*	*	*	*	*	*	*	*	*	*	
France	*	*	*	*	*	*	*	*	*	*	*	*	*	5	*	
Gambia	14	8	8	6	14	10	20	19	16	21	33	204	140	102	169	
Georgia	14	15	8	7	10	12	10	10	*	7	9	163	89	156	102	
Germany	*	*	*	*	*	*	*	*	*	*	*	6	9	*	7	
Ghana	*	6	5	*	5	*	*	*	7	*	8	41	40	35	47	
Greece	*	*	*	*	*	*	*	*	*	*	*	*	*	*	*	
Guatemala	*	*	*	*	*	*	*	*	*	*	*	*	*	*	*	
Guinea	18	*	7	5	8	11	7	17	24	24	25	108	79	95	150	
Guinea-Bissau	*	*	*	*	*	*	*	*	*	*	*	10	*	*	5	
Guyana	*	*	*	*	*	*	*	*	*	*	*	*	*	5	*	
Haiti	*	*	8	*	*	*	*	*	*	*	*	*	15	10	21	
Honduras	*	*	*	*	*	*	*	*	*	*	*	6	8	*	8	
Hungary	*	*	*	*	*	*	*	*	*	*	*	5	*	*	*	
India	26	14	15	17	14	18	8	13	*	5	13	14	120	123	146	
Indonesia	*	*	*	*	*	*	*	*	*	*	*	9	6	*	*	
Iran (Islamic Republic of)	139	99	116	103	106	82	83	50	90	87	71	370	263	702	1.026	
Iraq	64	67	54	194	135	80	111	41	89	95	162	336	746	671	1.092	
Ireland	*	*	*	*	*	*	*	*	*	*	*	*	*	*	*	
Israel	*	*	*	*	6	*	*	*	*	*	5	*	*	*	13	
Italy	*	*	*	*	*	*	*	*	*	*	*	5	*	*	6	
Jamaica	6	*	*	11	*	*	*	*	*	*	*	6	18	17	22	
Japan	*	*	*	*	*	*	*	*	*	*	*	*	*	*	*	
Jordan	18	11	7	6	*	7	13	8	9	*	16	55	19	85	103	
Kazakhstan	*	6	6	*	*	8	7	*	5	*	*	28	13	41	46	
Kenya	*	Kenya	*	26	*	*	5	*	*	6	*	12	*	18	50	
Korea, Democratic People's Republic of	*	*	*	*	*	*	*	*	*	*	*	*	*	5	*	
Korea, Republic of	*	*	*	*	*	*	*	*	*	*	*	*	7	*	*	
Kosovo	*	*	*	*	*	*	*	*	*	*	*	*	*	9	9	
Kuwait	*	*	*	*	*	*	*	*	*	*	*	8	*	9	9	
Kyrgyzstan	*	*	*	*	*	*	*	*	5	*	*	*	*	18	7	
Lao People's Democratic Republic	*	*	*	*	*	*	*	*	*	*	*	*	*	*	*	
Latvia	*	*	*	*	*	*	*	*	*	*	*	*	*	*	*	
Lebanon	9	5	*	6	*	8	6	5	*	10	11	88	69	65	68	
Liberia	*	*	*	*	*	*	*	*	*	*	*	11	10	9	18	
Libyan Arab Jamahiriya	33	23	16	*	21	19	20	18	9	34	30	188	124	193	227	
Lithuania	*	*	*	*	*	*	*	*	*	*	*	*	*	*	*	
Madagascar	*	*	*	*	*	*	*	*	*	*	*	*	*	*	*	
Malawi	*	*	*	*	*	*	*	*	*	*	*	*	*	*	5	
Malaysia	*	*	*	*	*	*	*	*	*	*	*	*	10	*	*	
Maldives	*	*	*	*	*	*	*	*	*	*	*	*	*	*	*	
Mali	*	5	*	*	*	*	*	*	5	*	*	21	23	20	25	
Malta	*	*	*	*	*	*	*	*	*	*	*	*	*	*	*	
Mauritania	*	*	*	*	*	*	*	*	*	*	*	11	5	*	*	
Mexico	*	*	*	*	*	*	*	*	*	*	5	7	16	14	13	
Moldova, Republic of	10	26	32	47	52	62	37	71	15	95	72	32	40	205	519	

Monthly First Asylum Applications in The Netherlands in 2023

Source: METIS

Country of citizenships	Jan	Feb	Mar	Apr	May	Jun	Jul	Aug	Sep	Oct	Nov	2020	2021	2022	2023
Monaco	*	*	*	*	*	*	*	*	*	*	*	*	*	*	*
Mongolia	*	*	*	*	*	*	*	*	*	*	*	13	8	5	11
Montenegro	*	*	*	*	*	*	*	*	*	*	*	*	*	*	*
Morocco	92	86	64	48	59	68	93	55	67	82	87	774	907	721	801
Mozambique	*	*	*	*	*	*	*	*	*	*	*	*	*	*	*
Myanmar	*	*	*	8	5	11	*	*	*	12	*	16	16	58	50
Namibia	*	*	*	*	*	*	*	*	*	*	*	*	*	*	*
Nepal	*	*	*	*	*	*	*	*	*	*	*	*	*	9	6
Netherlands	*	*	*	*	*	*	*	*	*	*	*	*	*	*	10
Nicaragua	*	6	*	*	*	*	*	*	*	*	5	5	*	67	18
Niger	5	*	*	*	*	*	*	*	*	5	*	27	16	18	30
Nigeria	38	51	38	56	40	84	63	53	73	61	52	633	418	521	609
Norway	*	*	*	*	*	*	*	*	*	*	*	*	*	*	*
Oman	*	*	*	*	*	*	*	*	*	*	*	*	*	*	5
Pakistan	61	45	52	39	45	52	68	52	42	75	49	267	443	877	580
Palestinian Territory, Occupied	*	*	*	*	*	*	*	7	*	6	5	17	17	32	26
Panama	*	*	*	*	*	*	*	*	*	*	*	*	*	*	*
Paraguay	*	*	*	*	*	*	*	*	*	*	*	*	*	*	*
Peru	15	*	6	*	*	*	*	5	11	*	8	7	6	19	53
Philippines	*	*	*	*	*	*	*	*	*	*	*	8	*	*	*
Poland	*	*	*	*	*	*	*	*	*	10	*	*	*	8	7
Portugal	*	*	*	*	*	*	*	*	*	*	*	*	*	*	*
Qatar	*	*	*	*	*	*	*	*	*	*	*	*	*	*	*
Republic of North Macedonia	*	*	*	*	*	*	*	*	*	*	8	54	15	14	18
Romania	*	*	*	*	*	*	*	*	*	*	*	*	*	*	*
Russian Federation	28	31	29	31	13	35	33	29	20	33	20	180	205	590	302
Rwanda	*	*	*	*	*	*	*	*	*	*	*	5	9	6	9
Saint Lucia	*	*	*	*	*	*	*	*	*	*	*	*	*	*	*
Saint Vincent and the Grenadines	*	*	*	*	*	*	*	*	*	*	*	*	*	*	*
Sao Tome and Principe	*	*	*	*	*	*	*	*	*	*	*	*	*	*	*
Saudi Arabia	*	5	*	*	*	*	*	*	*	*	*	9	31	38	24
Senegal	*	*	5	*	*	*	*	*	*	*	*	45	42	20	19
Serbia	15	*	*	*	*	*	8	*	*	*	*	82	32	26	35
Sierra Leone	8	9	15	9	25	15	24	36	50	56	49	58	66	84	296
Somalia	161	157	168	138	190	150	209	141	106	112	152	202	903	1.457	1.684
South Africa	*	*	*	*	*	*	*	*	*	*	*	5	7	17	15
South Sudan	*	*	*	*	*	*	*	*	*	13	*	8	16	7	24
Spain	*	*	*	*	*	*	*	*	*	*	*	*	*	*	6
Sri Lanka	8	*	*	7	*	*	*	6	*	*	*	22	20	31	35
Stateless	7	*	9	5	10	*	6	*	9	*	*	33	43	39	57
Sudan	29	22	12	10	25	49	41	40	68	262	168	157	135	195	726
Suriname	*	*	*	*	*	*	*	*	*	*	*	17	*	9	8
Sweden	*	*	*	*	*	*	*	*	*	*	*	*	*	*	*
Syrian Arab Republic	638	455	463	584	764	1.029	1.279	1.368	1.672	2.117	1.462	4.022	8.323	12.648	11.831
Taiwan	*	*	*	*	*	*	*	*	*	*	*	*	*	*	*
Tajikistan	*	*	*	*	*	*	*	*	9	8	*	19	17	48	31
Tanzania, United Republic of	*	*	*	*	*	*	*	*	*	*	*	17	5	11	19
Thailand	*	*	*	*	*	*	*	*	*	*	*	*	*	*	*
Togo	*	*	*	*	*	*	*	*	*	*	*	*	*	*	*
Trinidad and Tobago	*	*	*	*	*	*	*	*	*	*	*	*	9	19	7
Tunisia	42	25	39	23	35	33	27	40	36	43	56	242	264	285	399
Turkey	163	155	157	149	152	202	312	304	259	452	299	989	2.459	2.684	2.604
Turkmenistan	*	*	*	*	*	*	*	*	*	*	*	*	19	26	9
Uganda	9	24	18	13	14	17	25	20	32	39	40	85	57	192	251
Ukraine	58	45	57	47	41	59	41	48	46	54	33	42	71	1.060	529
United Arab Emirates	*	*	*	*	*	*	*	*	*	*	*	*	*	*	*
United Kingdom	*	*	*	*	*	*	*	*	*	*	*	*	*	8	*
United States of America	*	*	*	*	*	*	*	*	*	*	*	11	14	17	16
Unknown	109	75	78	79	92	104	104	108	116	131	132	581	829	1.113	1.128
Uzbekistan	6	8	5	*	*	*	*	6	8	*	*	11	22	58	49
Venezuela	*	16	13	9	9	9	22	9	13	22	34	83	72	175	157
Viet Nam	*	*	*	*	*	*	*	*	*	*	*	18	13	7	6
Yemen	156	149	187	219	132	168	180	113	120	236	159	410	1.189	2.428	1.819
Zambia	*	*	*	*	*	*	*	*	*	*	*	*	*	5	*
Zimbabwe	6	*	*	*	*	*	5	*	*	*	6	12	6	18	25
Other	*	*	*	*	*	*	*	*	*	*	*	48	29	*	*
Totaal	2.487	2.215	2.240	2.356	2.555	3.039	3.567	3.317	3.636	5.008	4.118	13.673	24.686	35.535	34.538

* To conceal the lowest figures, all values between 0 and 4 are replaced by asterisk.
Selection criterion for this table: all nationalities with at least 1 application in the current year.