



Immigratie- en Naturalisatiedienst  
*Ministerie van Justitie en Veiligheid*

## **Asylum Trends**

Monthly Report on Asylum Applications in The Netherlands

April 2021

## Colophon

<b>Title</b>	Asylum Trends
<b>Subtitle</b>	Monthly Report on Asylum Applications in The Netherlands Recent trends
<b>Author</b>	Ministry of Justice and Security Immigration and Naturalisation Service (IND) IND Business Information Centre (BIC) Rijnstraat 8   2515 XP Den Haag Postbus 16275   2500 BG Den Haag

Migratie in beweging



EUROPESE UNIE  
Het Fonds voor asiel,  
migratie en integratie

# Contents

<i>Colophon</i>	2
-----------------	---

## **Asylum applications in The Netherlands**

Total asylum applications in The Netherlands	4
First asylum applications in The Netherlands	5
Repeated asylum applications in The Netherlands	6
Family reunification in The Netherlands	7
Unaccompanied minor asylum seekers in The Netherlands	8
Monthly first asylum applications in The Netherlands	9

## **Appendix**

Appendix: Relocation and Resettlement

Appendix: Eurostat

**Total asylum influx in The Netherlands (first applications, repeated applications, family reunification influx)**  
 Source: METIS

Top 10 Last thirteen months **total** asylum applications in The Netherlands

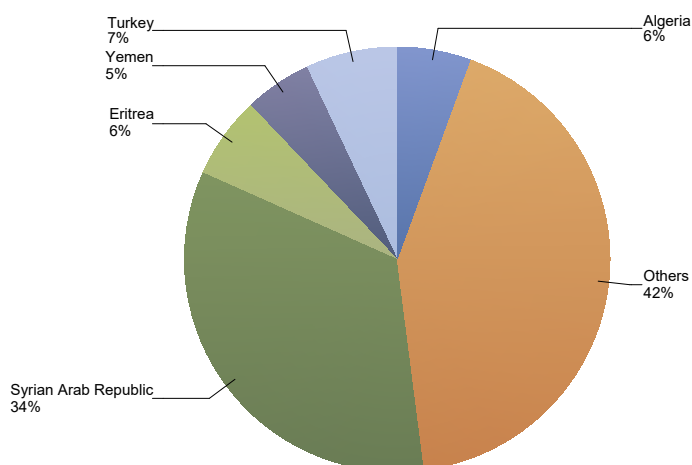
Total 2019	Total 2020	Country of citizenship	2020												2021					Last 12 months	Perc
			Apr	May	Jun	Jul	Aug	Sep	Oct	Nov	Dec	Total	Jan	Feb	Mar	Apr	Total				
5.199	5.566	Syrian Arab Republic	126	113	200	548	583	619	605	718	628	4.140	444	507	680	832	2.463	6.477	34%		
1.357	1.265	Turkey	9	19	34	199	227	194	163	67	76	988	64	88	119	98	369	1.348	7%		
2.365	1.504	Eritrea	60	41	69	49	63	136	111	201	144	874	59	59	105	157	380	1.194	6%		
1.317	1.062	Algeria	19	10	54	81	97	83	146	122	138	750	108	70	95	68	341	1.072	6%		
852	861	Yemen	38	18	30	52	48	89	128	151	86	640	91	84	98	103	376	978	5%		
1.191	852	Morocco	16	17	44	85	91	96	101	75	83	608	75	64	71	68	278	870	5%		
1.015	619	Iraq	14	18	60	71	42	67	69	61	62	464	63	58	41	53	215	665	3%		
893	607	Afghanistan	13	5	40	35	58	27	68	47	68	361	44	63	123	80	310	658	3%		
2.206	729	Nigeria	9	13	32	71	89	67	66	54	65	466	45	35	47	48	175	632	3%		
923	647	Unknown	25	26	63	61	60	73	56	54	58	476	32	25	52	44	153	604	3%		
12.117	5.420	Others	110	133	257	406	467	543	530	469	491	3.406	323	310	403	382	1.418	4.714	25%		
<b>29.435</b>	<b>19.132</b>	<b>Total</b>	<b>439</b>	<b>413</b>	<b>883</b>	<b>1.658</b>	<b>1.825</b>	<b>1.994</b>	<b>2.043</b>	<b>2.019</b>	<b>1.899</b>	<b>13.173</b>	<b>1.348</b>	<b>1.363</b>	<b>1.834</b>	<b>1.933</b>	<b>6.478</b>	<b>19.212</b>	<b>100%</b>		

\* To conceal the lowest figures, all values between 0 and 4 are replaced by asterisk.

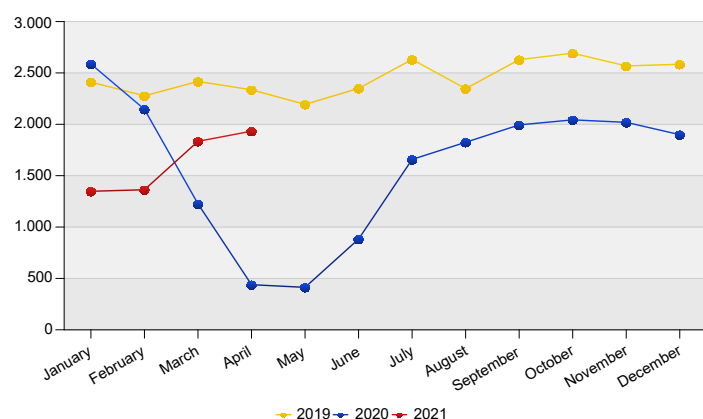
Top Total asylum applications in The Netherlands April 2021

	Country of citizenship		%
1	Syrian Arab Republic	832	43%
2	Eritrea	157	8%
3	Yemen	103	5%
4	Turkey	98	5%
5	Afghanistan	80	4%
6	Algeria	68	4%
7	Morocco	68	4%
8	Iraq	53	3%
9	Nigeria	48	2%
10	Pakistan	46	2%
11	Iran (Islamic Republic of)	44	2%
12	Unknown	44	2%
	Others	292	15%
<b>Total April 2021</b>		<b>1.933</b>	<b>100%</b>

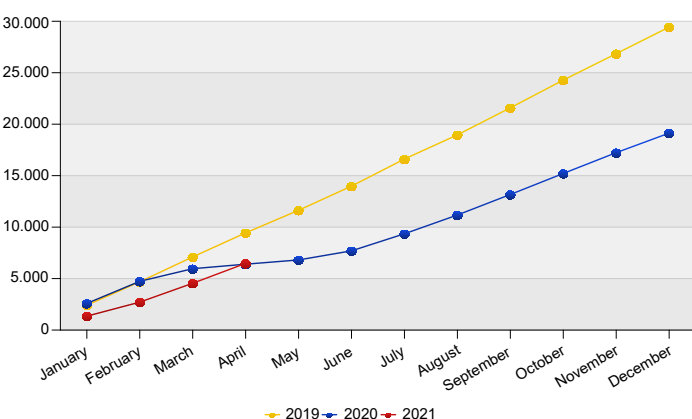
Top Nationalities total applications last twelve months  
 Period: May 2020 - Apr 2021  
 Number of total asylum applications: 19.212



Total asylum applications in The Netherlands



Cumulative development of total asylum applications in The Netherlands



**First asylum applications in The Netherlands**  
Source: METIS

Top 10 Last thirteen months **first** asylum applications in The Netherlands

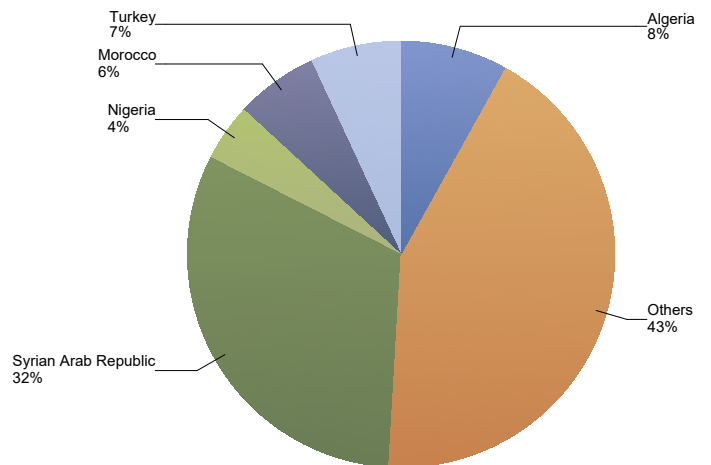
Total 2019	Total 2020 **	Country of citizenship	2020												2021					Last 12 months	Perc
			Apr	May	Jun	Jul	Aug	Sep	Oct	Nov	Dec	Total	Jan	Feb	Mar	Apr	Total				
3.675	4.022	Syrian Arab Republic	69	106	187	397	430	541	394	449	353	2.926	266	256	321	253	1.096	3.953	32%		
1.211	993	Algeria	17	9	48	65	92	82	144	117	132	706	103	66	92	63	324	1.013	8%		
1.251	989	Turkey	6	19	26	127	186	135	140	47	51	737	26	23	43	44	136	867	7%		
1.062	774	Morocco	15	17	36	65	81	94	96	67	78	549	62	61	61	62	246	780	6%		
2.102	633	Nigeria	8	13	29	57	82	60	60	42	53	404	39	32	35	41	147	543	4%		
870	581	Unknown	23	25	61	54	54	62	46	53	48	426	28	24	43	38	133	536	4%		
437	389	Afghanistan	7	*	11	20	35	16	51	33	56	232	28	36	81	71	216	441	4%		
501	368	Eritrea	*	12	23	35	33	42	35	27	56	267	42	47	23	47	159	422	3%		
645	410	Yemen	20	18	28	45	39	42	26	22	34	274	24	15	35	37	111	365	3%		
621	336	Iraq	13	12	21	36	23	30	37	30	25	227	34	15	20	20	89	303	2%		
10.158	4.178	Others	86	105	178	293	364	385	375	340	330	2.456	216	202	268	239	925	3.295	26%		
22.533	13.673	Total	268	339	648	1.194	1.419	1.489	1.404	1.227	1.216	9.204	868	777	1.022	915	3.582	12.518	100%		

\* To conceal the lowest figures, all values between 0 and 4 are replaced by asterisk.

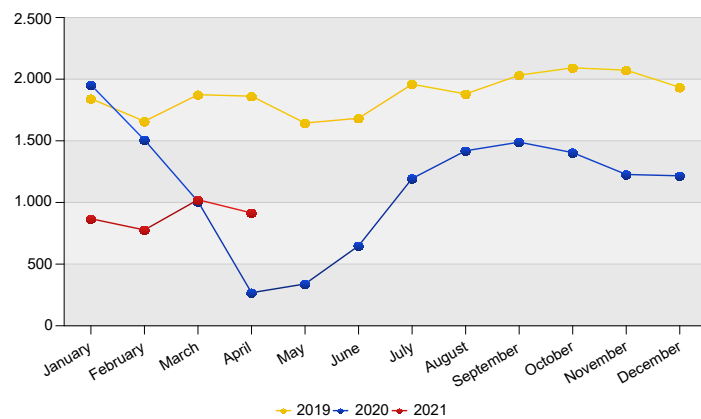
Top First asylum applications in The Netherlands April 2021

	Country of citizenship		%
1	Syrian Arab Republic	253	28%
2	Afghanistan	71	8%
3	Algeria	63	7%
4	Morocco	62	7%
5	Eritrea	47	5%
6	Turkey	44	5%
7	Nigeria	41	4%
8	Unknown	38	4%
9	Yemen	37	4%
10	Pakistan	29	3%
	Others	230	25%
<b>Total April 2021</b>		<b>915</b>	<b>100%</b>

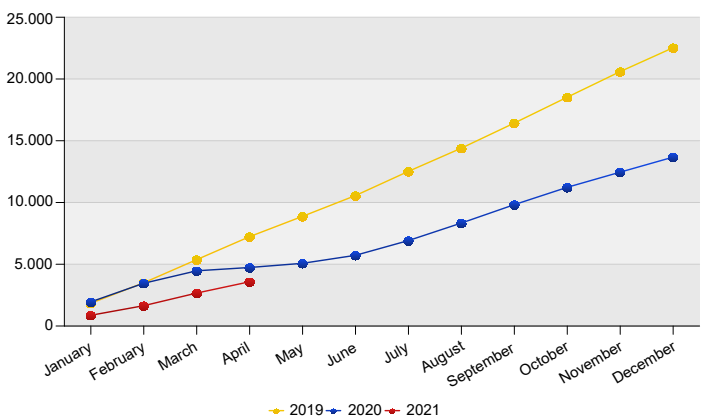
Top Nationalities first applications last twelve months  
Period: May 2020 - Apr 2021  
Number of first asylum applications: 12.518



First asylum applications in The Netherlands



Cumulative development of first asylum applications in The Netherlands



**Repeated asylum applications in The Netherlands**  
Source: METIS

Top 10 Last thirteen months repeated asylum applications in The Netherlands

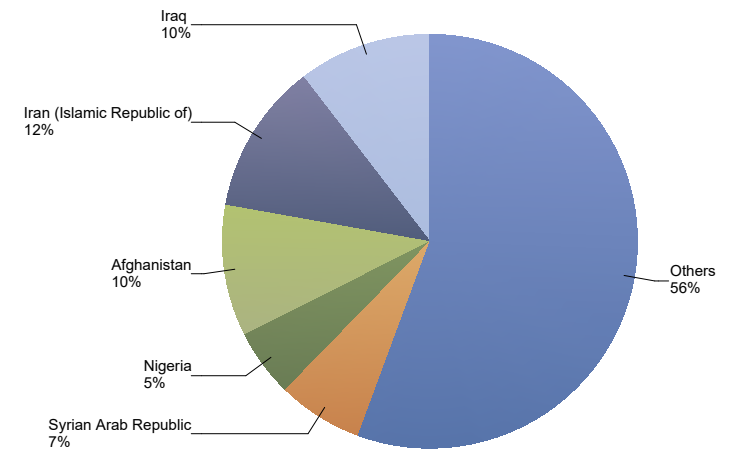
Total 2019	Total 2020	Country of citizenship	2020												2021					Last 12 months	Perc
			Apr	May	Jun	Jul	Aug	Sep	Oct	Nov	Dec	Total	Jan	Feb	Mar	Apr	Total				
261	182	Iran (Islamic Republic of)	*	5	20	25	12	18	15	23	18	139	9	15	17	19	60	196	12%		
303	175	Iraq	*	*	39	29	16	20	12	9	8	138	16	7	8	6	37	174	10%		
354	182	Afghanistan	5	*	29	15	20	6	13	14	9	113	15	19	20	9	63	171	10%		
161	83	Syrian Arab Republic	*	*	*	12	10	6	16	12	8	69	*	17	5	20	44	111	7%		
95	96	Nigeria	*	*	*	14	7	7	6	12	12	62	6	*	11	7	27	88	5%		
127	73	Morocco	*	*	8	20	10	*	5	*	5	54	10	*	10	6	29	82	5%		
85	66	Eritrea	*	*	12	5	*	12	6	5	5	49	*	5	10	5	22	71	4%		
106	68	Algeria	*	*	6	16	5	*	*	5	5	43	5	*	*	5	17	58	3%		
67	35	Somalia	*	*	7	5	*	*	*	*	*	27	9	*	*	*	13	39	2%		
32	33	Serbia	*	*	6	7	5	7	6	*		32	*		6	6	38	2%			
1.132	603	Others	6	8	46	77	44	74	60	67	65	447	42	46	58	53	199	640	38%		
2.723	1.596	Total	22	23	177	225	136	155	144	155	136	1.173	116	120	142	139	517	1.668	100%		

\* To conceal the lowest figures, all values between 0 and 4 are replaced by asterisk.

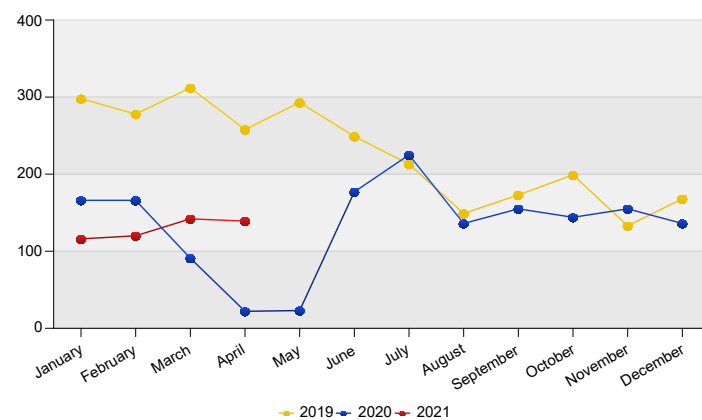
Top Repeated asylum applications in The Netherlands April 2021

Country of citizenship		%
1 Syrian Arab Republic	20	14%
2 Iran (Islamic Republic of)	19	14%
3 Afghanistan	9	6%
4 Nigeria	7	5%
5 Iraq	6	4%
6 Morocco	6	4%
7 Russian Federation	6	4%
8 Serbia	6	4%
Others	60	43%
<b>Total April 2021</b>	<b>139</b>	<b>100%</b>

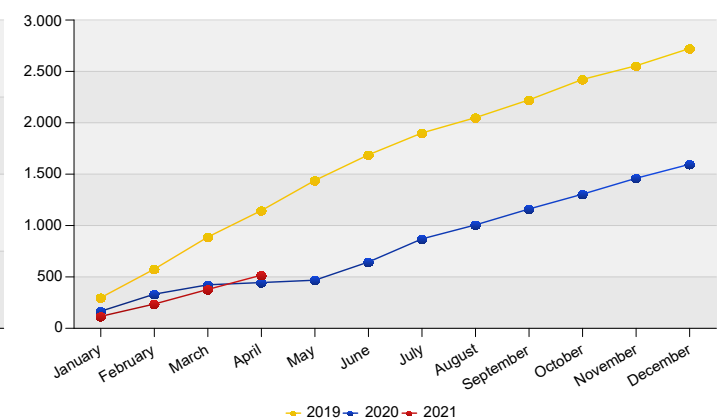
Top Nationalities repeated asylum applications last twelve months  
Period: May 2020 - Apr 2021  
Number of repeated asylum applications: 1.668



Repeated asylum applications in The Netherlands



Cumulative development of repeated asylum applications in The Netherlands



**Influx of family reunification in The Netherlands (Council Directive 2003/86/EC Chapter V)**  
Source: METIS

Top 10 Last thirteen months Influx of family reunification in The Netherlands

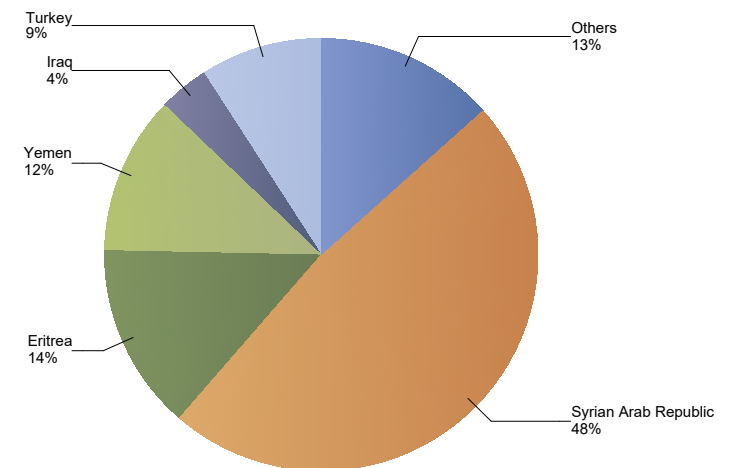
Total 2019	Total 2020	Country of citizenship	2020												2021					Last 12 months	Perc
			Apr	May	Jun	Jul	Aug	Sep	Oct	Nov	Dec	Total	Jan	Feb	Mar	Apr	Total				
1.363	1.461	Syrian Arab Republic	55	5	12	139	143	72	195	257	267	1.145	176	234	354	559	1.323	2.413	48%		
1.779	1.070	Eritrea	56	29	34	9	26	82	70	169	83	558	15	7	72	105	199	701	14%		
201	423	Yemen	18	*	*	*	6	47	101	125	51	350	65	69	62	65	261	593	12%		
76	255	Turkey	*	*	7	71	40	56	17	20	24	236	38	63	73	50	224	459	9%		
91	108	Iraq	*	*	*	6	*	17	20	22	29	99	13	36	13	27	89	188	4%		
142	132	Stateless	13	*	*	7	14	*	23	12	30	103	*	12	12	16	44	134	3%		
68	97	Pakistan	*	12	*	*	12	35	17	*	13	90	13	*	6	17	36	126	3%		
62	48	Iran (Islamic Republic of)	*	*	*	*	*	*	6	11	20	39	15	*	28	13	58	96	2%		
102	36	Afghanistan	*	*	*	*	*	5	*	*	*	16	*	8	22	*	31	46	1%		
*	*	Egypt	*	*	*	*	*	*	11	*	10	27	6	*	8	*	18	45	1%		
295	206	Others	*	*	*	*	23	32	31	20	17	133	18	31	20	27	96	225	4%		
4.179	3.863	<b>Total</b>	<b>149</b>	<b>51</b>	<b>58</b>	<b>239</b>	<b>270</b>	<b>350</b>	<b>495</b>	<b>637</b>	<b>547</b>	<b>2.796</b>	<b>364</b>	<b>466</b>	<b>670</b>	<b>879</b>	<b>2.379</b>	<b>5.026</b>	<b>100%</b>		

\* To conceal the lowest figures, all values between 0 and 4 are replaced by asterisk.

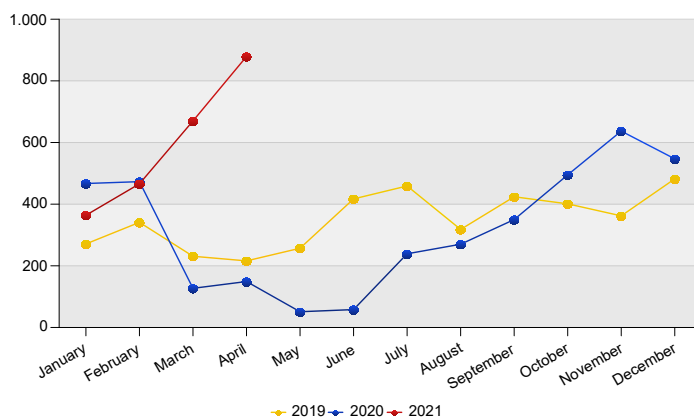
Top Influx of family reunification in The Netherlands April 2021

Country of citizenship			%
1	Syrian Arab Republic	559	64%
2	Eritrea	105	12%
3	Yemen	65	7%
4	Turkey	50	6%
5	Iraq	27	3%
	Others	73	8%
<b>Total April 2021</b>		<b>879</b>	<b>100%</b>

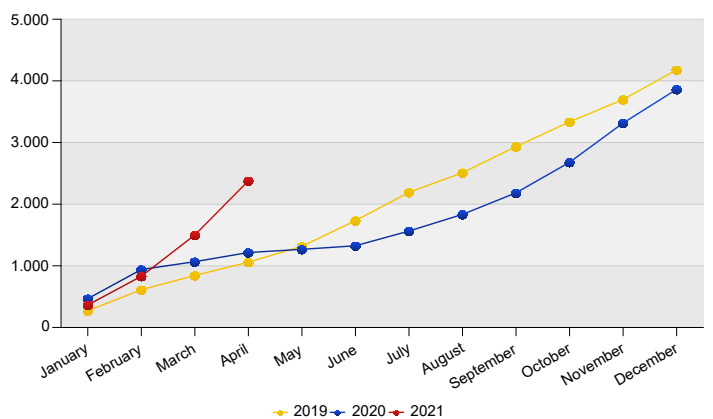
Top Nationalities Influx of family reunification last twelve months  
Period: May 2020 - Apr 2021  
Number of influx family reunification: 5.026



Influx of family reunification in The Netherlands



Cumulative development of Influx of family reunification in The Netherlands



**Influx of indicated unaccompanied minor asylum seekers in The Netherlands**  
Source: METIS

Top 10 Unaccompanied minor asylum applications in The Netherlands

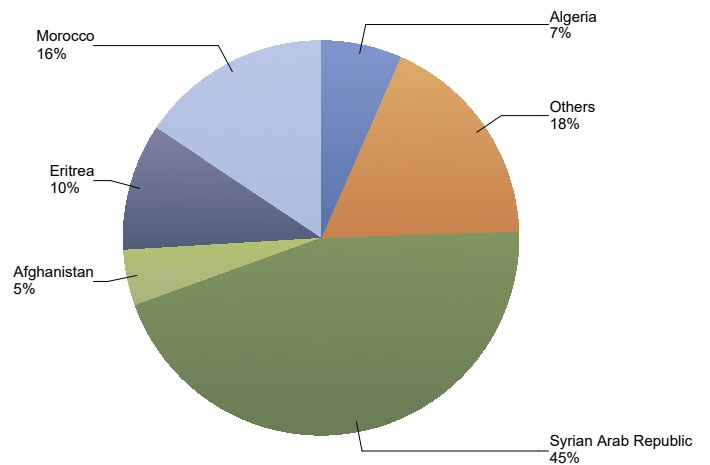
Total 2019	Total 2020	Country of citizenship	2020												2021					Last 12 months	Perc
			Apr	May	Jun	Jul	Aug	Sep	Oct	Nov	Dec	Total	Jan	Feb	Mar	Apr	Total				
308	446	Syrian Arab Republic	*	13	14	34	37	59	47	73	61	342	43	30	46	35	154	492	45%		
163	143	Morocco	*	*	5	8	19	15	17	24	23	117	12	11	12	21	56	171	16%		
111	81	Eritrea	*	*	*	*	10	12	8	5	25	69	12	14	*	17	45	113	10%		
68	61	Algeria	*	*	*	*	7	*	7	10	17	52	7	*	*	7	21	72	7%		
56	46	Afghanistan	*	*	*	6	5	7	5	*	5	34	*	*	*	7	16	50	5%		
35	31	Unknown	*	*	*	*	*	*	*	*	*	6	24	*	*	*	10	33	3%		
26	27	Somalia	*	*	*	*	*	*	*	*	8	5	22	*	*	5	10	31	3%		
9	7	Gambia	*	*	*	*	*	*	*	5	*	*	12	*	*	*	*	15	1%		
23	13	Sierra Leone	*	*	*	*	*	*	*	*	*	6	*	*	*	*	9	15	1%		
23	18	Yemen	*	*	*	*	*	*	*	*	*	11	*	*	*	*	*	14	1%		
10	19	Iraq	*	*	*	*	*	*	*	*	*	7	*	*	*	*	5	12	1%		
64	21	Sudan	*	*	*	*	*	*	*	*	*	5	11	*	*	*	*	12	1%		
150	73	Others	*	*	*	5	6	11	6	10	11	52	*	*	*	*	12	64	6%		
1.046	986	Total	10	21	27	70	95	118	107	146	165	759	87	74	81	103	345	1.094	100%		

\* To conceal the lowest figures, all values between 0 and 4 are replaced by asterisk.

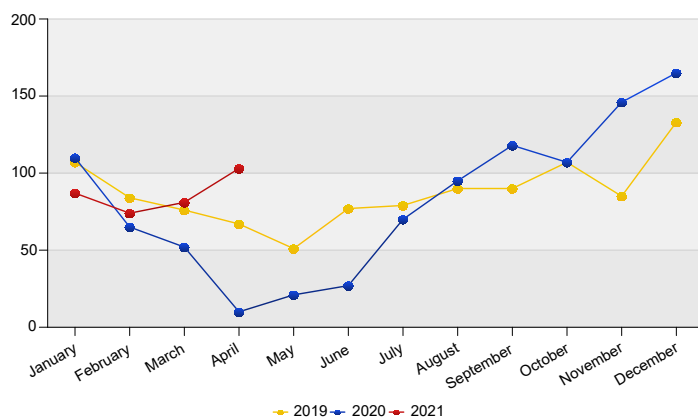
Top Unaccompanied minor asylum applications in The Netherlands April 2021

Country of citizenship	%
1 Syrian Arab Republic	35%
2 Morocco	20%
3 Eritrea	17%
4 Afghanistan	7%
5 Algeria	7%
6 Unknown	4%
Others	12%
<b>Total April 2021</b>	<b>103</b>

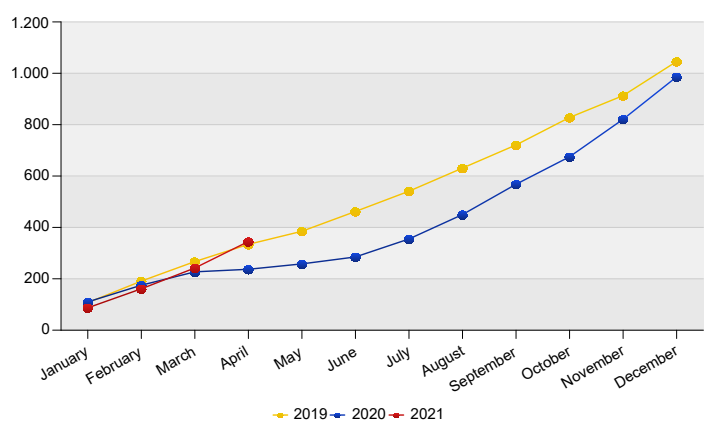
Top Nationalities unaccompanied minor asylum applications last twelve months  
Period: May 2020 - Apr 2021  
Number of unaccompanied minor asylum applications: 1.094



Unaccompanied minor asylum applications in The Netherlands



Cumulative development of Unaccompanied minor asylum applications in The Netherlands







Monthly First Asylum Applications in The Netherlands in 2021

Source: METiS

Country of citizenships	Jan	Feb	Mar	Apr	2019	2020	2021	Total 2018
Afghanistan	28	36	81	71	437	389	216	325
Albania	*	*	*	*	192	82	6	551
Algeria	103	66	92	63	1.211	993	324	1.267
Angola	*	*	*	*	56	12	*	30
Argentina	*	*	*	*	*	*	*	*
Armenia	*	*	*	5	72	25	10	62
Australia	*	*	*	*	*	*	*	*
Azerbaijan	*	*	8	9	375	115	21	239
Bahrain	*	*	*	*	*	5	*	5
Bangladesh	*	*	*	*	20	21	*	22
Belarus	*	9	12	5	165	84	29	252
Belgium	*	*	*	*	*	*	*	*
Benin	*	*	*	*	*	*	*	11
Bolivia	*	*	*	*	*	*	*	*
Bosnia and Herzegovina	*	*	*	*	72	11	*	49
Brazil	*	*	*	*	8	19	*	7
Bulgaria	*	*	*	*	*	5	*	*
Burkina Faso	*	*	*	*	8	8	*	6
Burundi	*	*	*	*	*	*	*	11
Cameroon	*	*	*	*	49	36	*	28
Canada	*	*	*	*	*	*	*	*
Cape Verde	*	*	*	*	*	*	*	*
Central African Republic	*	*	*	*	*	*	*	*
Chad	*	*	*	*	22	11	*	36
Chile	*	*	*	*	*	*	*	*
China (including Hong Kong)	*	*	5	*	155	56	12	164
Colombia	*	*	*	*	158	106	9	44
Comoros	*	*	*	*	*	*	*	*
Congo, the Democratic Republic of the	*	*	*	*	10	10	*	14
Congo, the Republic of the	*	*	*	*	43	17	*	27
Costa Rica	*	*	*	*	*	*	*	*
Cote d'Ivoire	*	*	*	*	49	29	*	51
Croatia	*	*	*	*	*	*	*	*
Cuba	*	*	*	*	18	8	*	162
Czech Republic	*	*	*	*	*	5	*	*
Dominican Republic	*	*	*	*	9	5	*	7
East Timor	*	*	*	*	8	*	*	*
Ecuador	*	*	*	*	*	*	*	*
Egypt	*	*	5	5	190	101	17	149
El Salvador	*	*	*	*	34	28	*	21
Eritrea	42	47	23	47	501	368	159	1.284
Estonia	*	*	*	*	*	*	*	*
Ethiopia	*	5	10	7	92	44	26	54
France	*	*	*	*	7	*	*	*
Gabon	*	*	*	*	*	*	*	*
Gambia	8	10	8	13	539	204	39	351
Georgia	*	*	*	8	326	163	15	350
Germany	*	*	*	9	9	6	10	5
Ghana	8	*	*	*	89	41	15	80
Greece	*	*	*	*	5	*	*	*
Guinea	6	*	8	*	195	108	21	242
Guinea-Bissau	*	*	*	*	28	10	*	17
Guyana	*	*	*	*	*	*	*	*
Haiti	*	*	*	*	7	*	*	*



Monthly First Asylum Applications in The Netherlands in 2021

Source: METiS

Country of citizenships	Jan	Feb	Mar	Apr	2019	2020	2021	Total 2018
Honduras	*	*	*	*	10	6	*	7
Hungary	*	*	*	*	*	5	*	*
India	*	*	*	*	49	14	*	49
Indonesia	*	*	*	*	8	9	*	8
Iran (Islamic Republic of)	14	11	13	12	1.534	370	50	1.869
Iraq	34	15	20	20	621	336	89	737
Israel	*	*	*	*	*	*	*	6
Italy	*	*	*	*	7	5	*	*
Jamaica	*	*	*	*	19	6	5	16
Japan	*	*	*	*	*	*	*	*
Jordan	*	*	*	*	116	55	*	74
Kazakhstan	*	*	*	*	36	28	*	17
Kenya	*	*	*	*	5	12	*	17
Korea, Republic of	*	*	*	*	*	*	*	*
Kosovo / UNSCR 1244	*	*	*	*	56	42	*	36
Kuwait	*	*	*	*	6	8	*	*
Kyrgyzstan	*	*	*	*	16	*	*	10
Latvia	*	*	*	*	*	*	*	*
Lebanon	*	7	8	*	119	88	19	71
Liberia	*	*	*	*	29	11	*	22
Libyan Arab Jamahiriya	9	9	14	5	304	188	37	462
Lithuania	*	*	*	*	*	*	*	*
Malawi	*	*	*	*	*	*	*	*
Malaysia	*	*	6	*	*	*	6	*
Mali	*	*	*	*	42	21	10	37
Mauritania	*	*	*	*	12	11	*	10
Mauritius	*	*	*	*	*	*	*	*
Mexico	*	*	*	7	5	7	8	*
Moldova, Republic of	*	*	*	*	1.207	32	*	831
Mongolia	*	*	*	*	14	13	*	23
Montenegro	*	*	*	*	21	*	*	*
Morocco	62	61	61	62	1.062	774	246	1.066
Mozambique	*	*	*	*	*	*	*	*
Myanmar	*	*	*	*	28	16	*	32
Namibia	*	*	*	*	*	*	*	*
Nepal	*	*	*	*	8	*	*	*
Netherlands	*	*	*	*	*	*	*	8
Nicaragua	*	*	*	*	37	5	*	30
Niger	*	*	*	*	56	27	5	24
Nigeria	39	32	35	41	2.102	633	147	558
Oman	*	*	*	*	*	*	*	*
Pakistan	25	22	52	29	397	267	128	309
Palestinian Territory, Occupied	*	*	*	*	40	17	*	79
Peru	*	*	*	*	11	7	*	*
Philippines	*	*	*	*	*	8	*	*
Poland	*	*	*	*	*	10	*	*
Portugal	*	*	*	*	*	*	*	*
Republic of North Macedonia	*	*	*	*	264	54	7	*
Romania	*	*	*	*	*	*	*	*
Russian Federation	7	6	8	16	398	180	37	294
Rwanda	*	*	*	*	5	5	*	20
Saint Kitts and Nevis	*	*	*	*	*	*	*	*
Saint Lucia	*	*	*	*	*	*	*	*
Saudi Arabia	*	*	*	*	19	9	*	10



### Monthly First Asylum Applications in The Netherlands in 2021

Source: METiS

Country of citizenships	Jan	Feb	Mar	Apr	2019	2020	2021	Total 2018
Senegal	6	*	*	*	107	45	17	62
Serbia	*	*	*	6	326	82	9	125
Sierra Leone	7	11	5	*	111	58	26	88
Somalia	13	8	26	16	222	202	63	133
South Africa	*	*	*	*	9	5	*	5
South Sudan	*	*	*	*	5	8	6	*
Spain	*	*	*	*	*	*	*	*
Sri Lanka	*	*	*	*	56	22	5	30
Stateless	*	*	*	5	38	33	9	49
Sudan	14	*	8	*	199	157	29	249
Suriname	*	*	*	*	*	17	*	6
Sweden	*	*	*	*	*	*	*	*
Syrian Arab Republic	266	256	321	253	3.675	4.022	1.096	2.956
Taiwan	*	*	*	*	*	*	*	*
Tajikistan	*	*	*	*	109	19	*	178
Tanzania, United Republic of	*	*	*	*	14	17	*	6
Thailand	*	*	*	*	*	*	*	*
Togo	*	*	*	*	11	*	*	7
Trinidad and Tobago	*	*	*	*	13	*	*	23
Tunisia	22	25	17	12	296	242	76	387
Turkey	26	23	43	44	1.251	989	136	1.301
Turkmenistan	*	*	*	5	5	*	5	10
Uganda	*	*	7	6	220	85	21	145
Ukraine	*	*	*	*	132	42	8	303
United Arab Emirates	*	*	*	*	*	*	*	*
United Kingdom	*	*	*	*	*	*	*	*
United States of America	*	*	*	*	17	11	*	25
Unknown	28	24	43	38	870	581	133	678
Uruguay	*	*	*	*	*	*	*	*
Uzbekistan	*	*	*	*	7	11	10	12
Venezuela	*	*	*	*	182	83	6	150
Viet Nam	*	*	*	*	50	18	*	41
Yemen	24	15	35	37	645	410	111	528
Zambia	*	*	*	*	*	*	*	*
Zimbabwe	*	*	*	*	20	12	*	5
Other	*	*	*	*	54	*	*	116
<b>Totaal</b>	<b>868</b>	<b>777</b>	<b>1.022</b>	<b>915</b>	<b>22.533</b>	<b>13.673</b>	<b>3.582</b>	<b>20.353</b>

\* To conceal the lowest figures, all values between 0 and 4 are replaced by asterisk.  
Selection criterion for this table: all nationalities with at least 1 application in the current year.