



Immigratie- en Naturalisatiedienst
Ministerie van Justitie en Veiligheid

Asylum Trends

Monthly Report on Asylum Applications in The Netherlands

January 2022

Colophon

Title Asylum Trends

Subtitle Monthly Report on Asylum Applications in The Netherlands
Recent trends

Author Ministry of Justice and Security
Immigration and Naturalisation Service (IND)
IND Business Information Centre (BIC)
Rijnstraat 8 | 2515 XP Den Haag
Postbus 16275 | 2500 BG Den Haag

Migratie in beweging



EUROPESE UNIE
Het Fonds voor asiel,
migratie en integratie

Contents

<i>Colophon</i>	2
-----------------	---

Asylum applications in The Netherlands

Total asylum applications in The Netherlands	4
First asylum applications in The Netherlands	5
Repeated asylum applications in The Netherlands	6
Family reunification in The Netherlands	7
Unaccompanied minor asylum seekers in The Netherlands	8
Monthly first asylum applications in The Netherlands	9

Appendix

Appendix: Relocation and Resettlement

Total asylum influx in The Netherlands (first applications, repeated applications, family reunification influx)
Source: METIS

Top 10 Last thirteen months **total** asylum applications in The Netherlands

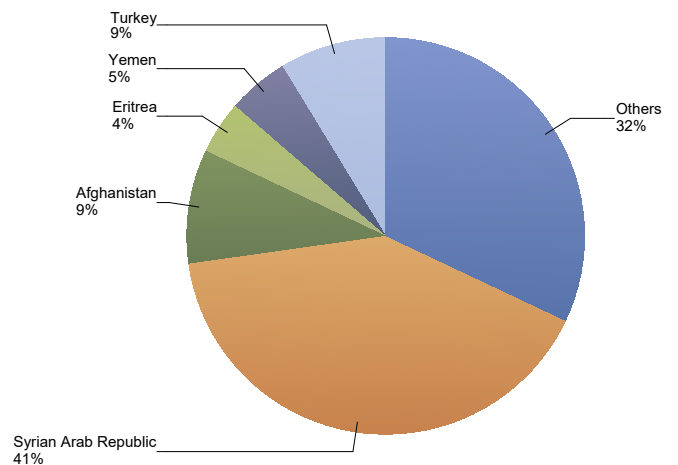
Total 2020	Total 2021	Country of citizenship	2021												2022		Last 12 months	Perc	
			Jan	Feb	Mar	Apr	May	Jun	Jul	Aug	Sep	Oct	Nov	Dec	Total	Jan			Total
5.566	14.904	Syrian Arab Republic	444	509	680	832	808	1.044	1.308	1.311	1.744	2.433	2.047	1.744	14.904	1.021	1.021	15.481	41%
607	3.425	Afghanistan	44	63	123	80	49	119	131	328	1.282	495	494	217	3.425	142	142	3.523	9%
1.265	3.215	Turkey	64	92	119	96	133	293	674	750	388	257	184	165	3.215	159	159	3.310	9%
861	1.855	Yemen	91	87	100	108	80	102	94	111	238	490	219	135	1.855	120	120	1.884	5%
1.504	1.576	Eritrea	59	59	103	154	153	166	147	121	97	168	142	207	1.576	113	113	1.630	4%
1.062	1.176	Algeria	108	70	96	67	74	79	88	85	112	154	126	117	1.176	88	88	1.156	3%
271	1.059	Iraq	63	58	41	53	51	66	67	61	86	246	211	130	1.133	63	63	1.133	3%
619	1.133	Somalia	23	15	29	19	37	50	81	157	230	130	143	145	1.059	97	97	1.133	3%
647	952	Unknown	32	25	51	45	52	79	102	89	114	124	138	101	952	100	100	1.020	3%
852	988	Morocco	75	63	71	68	57	90	86	106	103	101	89	79	988	53	53	966	3%
5.878	6.337	Others	345	329	422	410	420	385	559	604	696	671	785	711	6.337	764	764	6.756	18%
19.132	36.620	Total	1.348	1.370	1.835	1.932	1.914	2.473	3.337	3.723	5.090	5.269	4.578	3.751	36.620	2.720	2.720	37.992	100%

* To conceal the lowest figures, all values between 0 and 4 are replaced by asterisk.

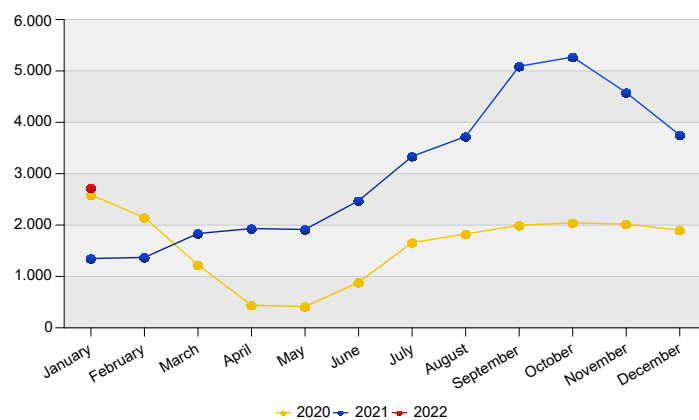
Top Total asylum applications in The Netherlands
January 2022

	Country of citizenship		%
1	Syrian Arab Republic	1.021	38%
2	Pakistan	214	8%
3	Turkey	159	6%
4	Afghanistan	142	5%
5	Yemen	120	4%
6	Eritrea	113	4%
7	Unknown	100	4%
8	Somalia	97	4%
9	Algeria	88	3%
10	Iraq	63	2%
	Others	603	22%
Total January 2022		2.720	100%

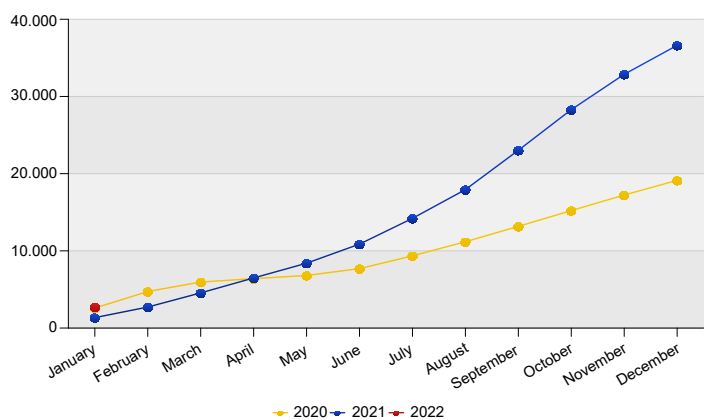
Top Nationalities total applications last twelve months
Period: Feb 2021 - Jan 2022
Number of total asylum applications: 37.992



Total asylum applications in The Netherlands



Cumulative development of total asylum applications in The Netherlands



First asylum applications in The Netherlands
Source: METIS

Top 10 Last thirteen months **first** asylum applications in The Netherlands

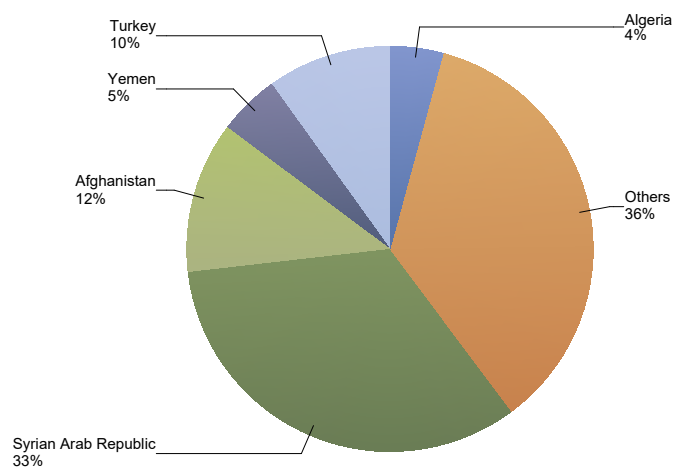
Total 2020	Total 2021 **	Country of citizenship	2021												2022		Last 12 months	Perc	
			Jan	Feb	Mar	Apr	May	Jun	Jul	Aug	Sep	Oct	Nov	Dec	Total	Jan			Total
4.022	8.323	Syrian Arab Republic	266	256	321	252	308	454	624	789	1.132	1.523	1.437	961	8.323	552	552	8.609	33%
389	3.006	Afghanistan	28	36	81	71	41	98	109	255	1.194	456	459	178	3.006	124	124	3.102	12%
989	2.459	Turkey	26	23	43	42	81	254	570	661	303	204	143	109	2.459	122	122	2.555	10%
410	1.189	Yemen	24	15	35	37	28	39	48	87	186	429	190	71	1.189	91	91	1.256	5%
993	1.105	Algeria	103	66	92	63	69	72	79	77	110	147	120	107	1.105	86	86	1.088	4%
202	903	Somalia	13	8	26	16	22	47	69	149	186	107	132	128	903	88	88	978	4%
774	907	Morocco	62	60	61	62	53	78	81	97	96	98	86	73	907	53	53	898	3%
581	829	Unknown	28	24	42	39	37	69	85	76	99	119	130	81	829	89	89	890	3%
368	768	Eritrea	42	46	23	44	47	85	62	88	55	88	74	114	768	84	84	810	3%
336	746	Iraq	34	15	20	20	12	28	38	31	63	207	187	91	746	47	47	759	3%
4.609	4.451	Others	242	225	277	261	253	260	353	434	527	493	622	504	4.451	625	625	4.834	19%
13.673	24.686	Total	868	774	1.021	907	951	1.484	2.118	2.744	3.951	3.871	3.580	2.417	24.686	1.961	1.961	25.779	100%

* To conceal the lowest figures, all values between 0 and 4 are replaced by asterisk.

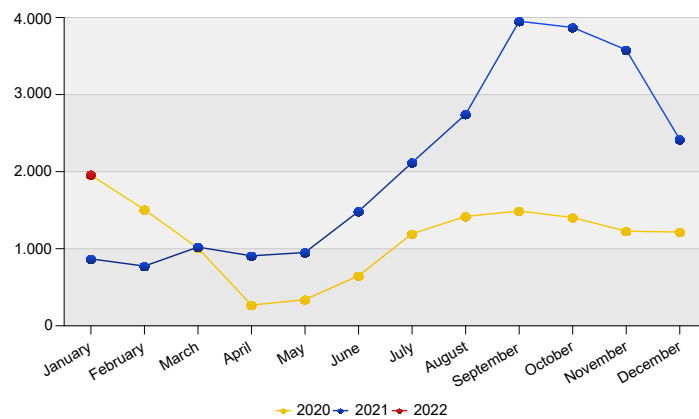
Top First asylum applications in The Netherlands
January 2022

	Country of citizenship		%
1	Syrian Arab Republic	552	28%
2	Pakistan	201	10%
3	Afghanistan	124	6%
4	Turkey	122	6%
5	Yemen	91	5%
6	Unknown	89	5%
7	Somalia	88	4%
8	Algeria	86	4%
9	Eritrea	84	4%
10	Morocco	53	3%
	Others	471	24%
Total January 2022		1.961	100%

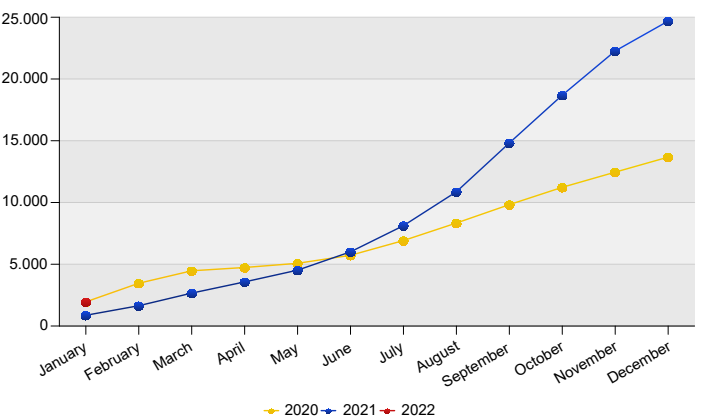
Top Nationalities first applications last twelve months
Period: Feb 2021 - Jan 2022
Number of first asylum applications: 25.779



First asylum applications in The Netherlands



Cumulative development of first asylum applications in The Netherlands



Repeated asylum applications in The Netherlands
Source: METIS

Top 10 Last thirteen months repeated asylum applications in The Netherlands

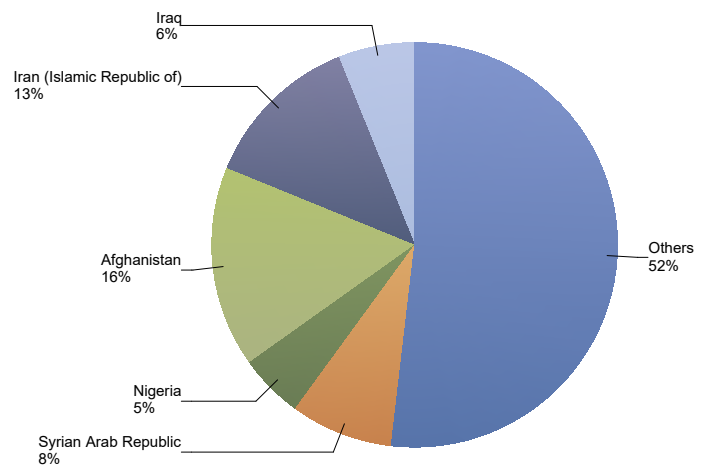
Total 2020	Total 2021	Country of citizenship	2021												2022		Last 12 months	Perc	
			Jan	Feb	Mar	Apr	May	Jun	Jul	Aug	Sep	Oct	Nov	Dec	Total	Jan			Total
182	301	Afghanistan	15	19	20	9	6	*	18	69	78	29	22	12	301	*	*	290	16%
182	221	Iran (Islamic Republic of)	9	15	17	20	29	17	31	12	17	22	20	12	221	18	18	230	13%
83	142	Syrian Arab Republic	*	17	5	20	6	*	8	19	6	21	27	9	142	8	8	148	8%
175	122	Iraq	16	7	8	6	5	7	8	5	11	16	16	17	122	5	5	111	6%
96	92	Nigeria	6	*	11	7	11	5	*	10	6	7	12	11	92	7	7	93	5%
66	77	Eritrea	*	5	10	5	9	9	6	5	8	5	5	8	77	*	*	77	4%
73	73	Morocco	10	*	10	6	*	9	*	9	6	*	*	6	73	*	*	63	3%
35	66	Somalia	8	*	*	*	*	*	*	*	19	15	*	8	66	*	*	61	3%
68	62	Algeria	5	*	*	*	5	7	7	7	*	6	6	5	62	*	*	59	3%
20	36	Sri Lanka	*	*	*	*	*	*	15	*	*	6	*	*	36	*	*	39	2%
616	622	Others	41	45	57	58	54	42	45	64	48	60	50	58	622	59	59	640	35%
1.596	1.814	Total	115	120	144	138	133	106	146	207	204	190	164	147	1.814	112	112	1.811	100%

* To conceal the lowest figures, all values between 0 and 4 are replaced by asterisk.

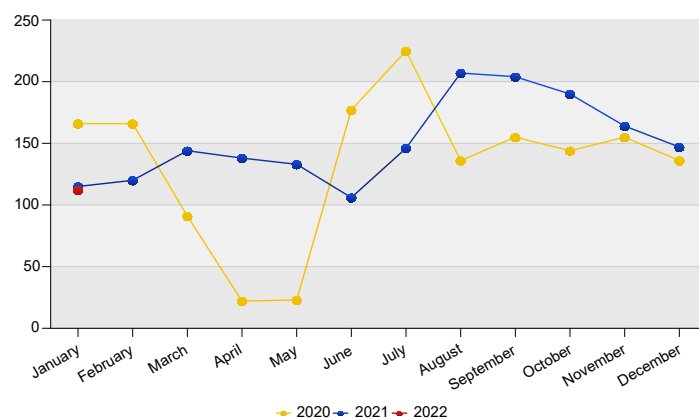
Top Repeated asylum applications in The Netherlands January 2022

Country of citizenship		%
1 Iran (Islamic Republic of)	18	16%
2 Syrian Arab Republic	8	7%
3 Nigeria	7	6%
4 Russian Federation	7	6%
5 Egypt	6	5%
6 Iraq	5	4%
7 Sudan	5	4%
Others	56	50%
Total January 2022	112	100%

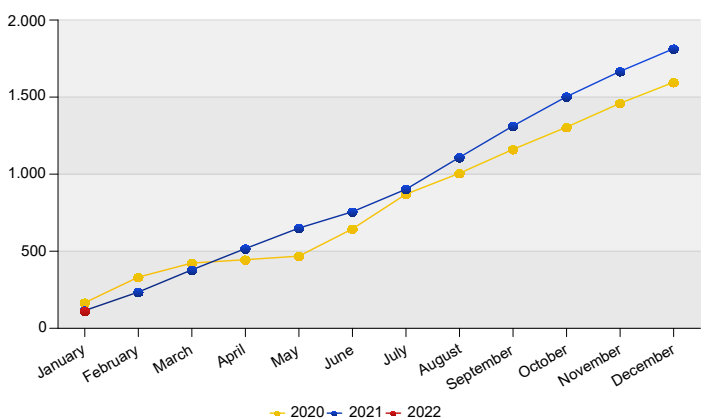
Top Nationalities repeated asylum applications last twelve months
Period: Feb 2021 - Jan 2022
Number of repeated asylum applications: 1.811



Repeated asylum applications in The Netherlands



Cumulative development of repeated asylum applications in The Netherlands



Influx of family reunification in The Netherlands (Council Directive 2003/86/EC Chapter V)
Source: METIS

Top 10 Last thirteen months Influx of family reunification in The Netherlands

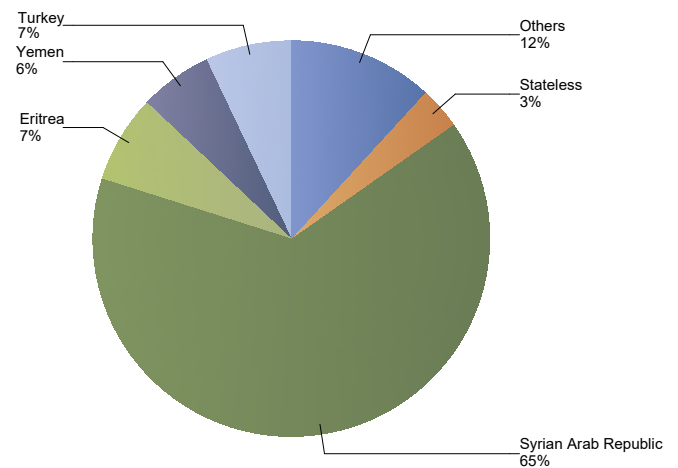
Total 2020	Total 2021	Country of citizenship	2021												2022		Last 12 months	Perc	
			Jan	Feb	Mar	Apr	May	Jun	Jul	Aug	Sep	Oct	Nov	Dec	Total	Jan			Total
1.461	6.439	Syrian Arab Republic	176	236	354	560	494	588	676	503	606	889	583	774	6.439	461	461	6.724	65%
1.070	731	Eritrea	15	8	70	105	97	72	79	28	34	75	63	85	731	27	27	743	7%
255	735	Turkey	38	67	73	50	50	39	101	88	82	53	40	54	735	37	37	734	7%
423	651	Yemen	65	72	64	70	51	63	42	24	51	56	29	64	651	29	29	615	6%
132	342	Stateless	5	12	12	18	20	27	44	31	52	39	32	50	342	21	21	358	3%
108	265	Iraq	13	36	13	27	34	31	21	25	12	23	8	22	265	11	11	263	3%
97	168	Pakistan	13	*	6	17	8	7	28	9	28	19	17	16	168	11	11	166	2%
36	118	Afghanistan	*	8	22	*	*	17	*	*	10	10	13	27	118	14	14	131	1%
48	123	Iran (Islamic Republic of)	15	*	28	13	11	*	*	*	*	8	13	20	123	6	6	114	1%
40	100	Unknown	*	*	5	6	11	8	16	8	14	5	6	18	100	9	9	107	1%
193	448	Others	22	34	23	21	52	28	59	49	42	31	30	57	448	21	21	447	4%
3.863	10.120	Total	365	476	670	887	830	883	1.073	772	935	1.208	834	1.187	10.120	647	647	10.402	100%

* To conceal the lowest figures, all values between 0 and 4 are replaced by asterisk.

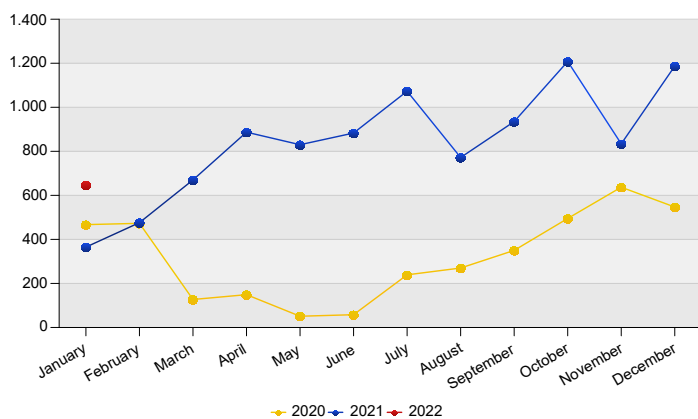
Top Influx of family reunification in The Netherlands
January 2022

Country of citizenship			%
1	Syrian Arab Republic	461	71%
2	Turkey	37	6%
3	Yemen	29	4%
4	Eritrea	27	4%
5	Stateless	21	3%
	Others	72	11%
Total January 2022		647	100%

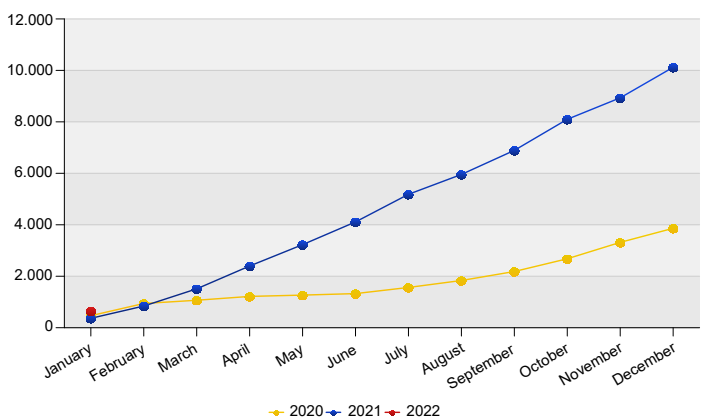
Top Nationalities Influx of family reunification last twelve months
Period: Feb 2021 - Jan 2022
Number of influx family reunification: 10.402



Influx of family reunification in The Netherlands



Cumulative development of Influx of family reunification in The Netherlands



Influx of indicated unaccompanied minor asylum seekers in The Netherlands
Source: METIS

Top 10 Unaccompanied minor asylum applications in The Netherlands

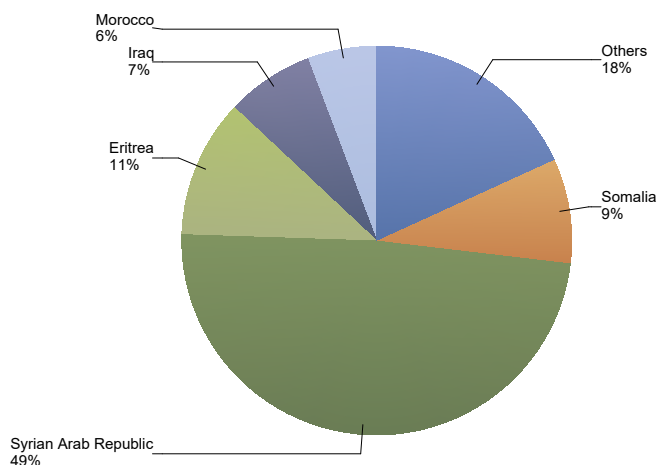
Total 2020	Total 2021	Country of citizenship	2021												2022		Last 12 months	Perc	
			Jan	Feb	Mar	Apr	May	Jun	Jul	Aug	Sep	Oct	Nov	Dec	Total	Jan			Total
446	1.078	Syrian Arab Republic	41	31	43	35	34	38	56	133	146	196	189	136	1.078	84	84	1.121	49%
81	235	Eritrea	11	14	*	12	*	31	26	35	11	15	27	49	235	40	40	264	11%
27	185	Somalia	*	*	5	*	9	14	12	38	40	17	20	24	185	16	16	200	9%
21	163	Iraq	*	*	*	*	*	6	5	*	14	71	47	11	163	6	6	167	7%
143	136	Morocco	13	8	9	12	11	10	9	12	12	13	15	12	136	10	10	133	6%
46	87	Afghanistan	*	*	*	5	6	8	10	14	13	5	9	8	87	12	12	96	4%
18	70	Yemen	*	*	*	*	*	*	5	5	*	30	15	8	70	9	9	79	3%
31	68	Unknown	*	*	*	*	*	*	6	5	6	8	20	8	68	*	*	69	3%
61	72	Algeria	7	*	*	*	*	*	6	*	8	6	8	7	72	*	*	67	3%
*	13	Ethiopia	*	*	*	*	*	*	*	*	*	*	*	*	13	6	6	19	1%
112	84	Others	6	6	*	*	*	*	7	6	17	8	14	12	84	11	11	89	4%
986	2.191	Total	85	72	72	79	75	119	138	261	274	384	351	281	2.191	198	198	2.304	100%

* To conceal the lowest figures, all values between 0 and 4 are replaced by asterisk.

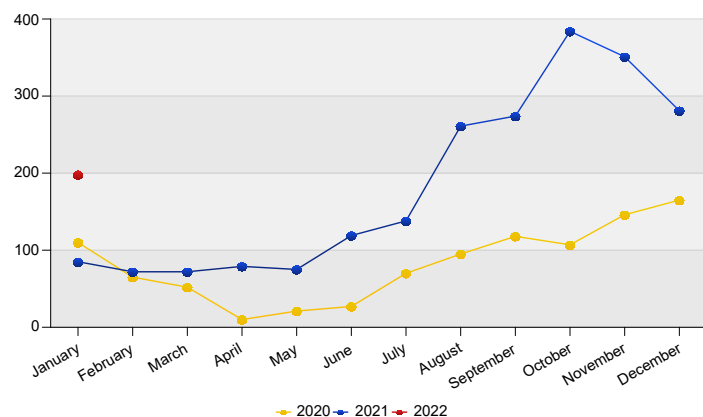
Top Unaccompanied minor asylum applications in The Netherlands January 2022

Country of citizenship		%
1 Syrian Arab Republic	84	42%
2 Eritrea	40	20%
3 Somalia	16	8%
4 Afghanistan	12	6%
5 Morocco	10	5%
Others	36	18%
Total January 2022	198	100%

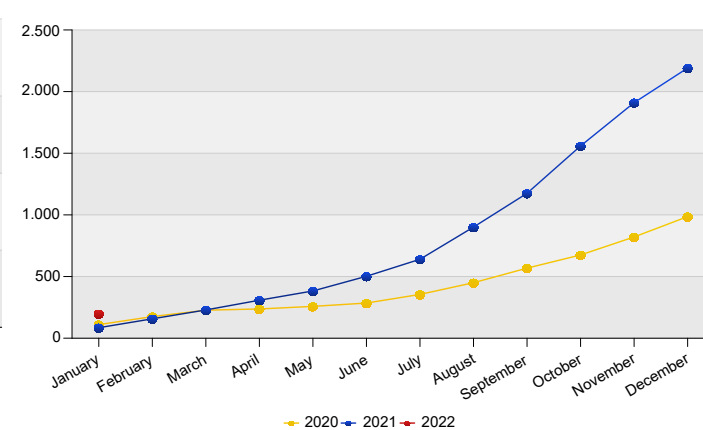
Top Nationalities unaccompanied minor asylum applications last twelve months
Period: Feb 2021 - Jan 2022
Number of unaccompanied minor asylum applications: 2.304



Unaccompanied minor asylum applications in The Netherlands



Cumulative development of Unaccompanied minor asylum applications in The Netherlands





Monthly First Asylum Applications in The Netherlands in 2022

Source: METiS

Country of citizenships	Jan	2019	2020	2021	2022
Afghanistan	124	437	389	3.006	124
Albania	*	192	82	54	*
Algeria	86	1.211	993	1.105	86
Angola	*	56	12	5	*
Argentina	*	*	*	6	*
Armenia	*	72	25	33	*
Australia	*	*	*	*	*
Azerbaijan	15	375	115	78	15
Bahrain	*	*	5	*	*
Bangladesh	*	20	21	11	*
Barbados	*	*	*	*	*
Belarus	9	165	84	86	9
Benin	*	*	*	*	*
Bolivia	5	*	*	*	5
Bosnia and Herzegovina	*	72	11	5	*
Brazil	*	8	19	17	*
Burkina Faso	*	8	8	8	*
Burundi	*	*	*	*	*
Cameroon	5	49	36	17	5
Canada	*	*	*	*	*
Cape Verde	*	*	*	*	*
Central African Republic	*	*	*	*	*
Chad	*	22	11	17	*
China (including Hong Kong)	11	155	56	153	11
Colombia	24	158	106	187	24
Comoros	*	*	*	*	*
Congo, the Democratic Republic of the	*	10	10	11	*
Congo, the Republic of the	*	43	17	25	*
Cote d'Ivoire	*	49	29	11	*
Croatia	*	*	*	*	*
Cuba	*	18	8	17	*
Czech Republic	*	*	5	*	*
Djibouti	*	*	*	*	*
Dominican Republic	*	9	5	*	*
Egypt	15	190	101	146	15
El Salvador	8	34	28	33	8
Eritrea	84	501	368	768	84
Ethiopia	22	92	44	167	22
France	*	7	*	*	*
Gabon	*	*	*	*	*
Gambia	*	539	204	140	*
Georgia	*	326	163	89	*
Germany	*	9	6	9	*
Ghana	*	89	41	40	*
Guatemala	*	*	*	*	*
Guinea	10	195	108	79	10
Guinea-Bissau	*	28	10	*	*



Monthly First Asylum Applications in The Netherlands in 2022

Source: METiS

Country of citizenships	Jan	2019	2020	2021	2022
Guyana	*	*	*	*	*
Haiti	*	7	*	15	*
Honduras	*	10	6	8	*
Hungary	*	*	5	*	*
India	31	49	14	120	31
Indonesia	*	8	9	6	*
Iran (Islamic Republic of)	35	1.534	370	263	35
Iraq	47	621	336	746	47
Ireland	*	*	*	*	*
Italy	*	7	5	*	*
Jamaica	*	19	6	18	*
Japan	*	*	*	*	*
Jordan	5	116	55	19	5
Kazakhstan	13	36	28	13	13
Kenya	*	5	12	*	*
Korea, Democratic People's Republic of	*	*	*	*	*
Korea, Republic of	*	*	*	7	*
Kosovo / UNSCR 1244	*	56	42	22	*
Kuwait	*	6	8	*	*
Kyrgyzstan	*	16	*	*	*
Latvia	*	*	*	*	*
Lebanon	*	119	88	69	*
Liberia	*	29	11	10	*
Libyan Arab Jamahiriya	*	304	188	124	*
Lithuania	*	*	*	*	*
Malawi	*	*	*	*	*
Malaysia	*	*	*	10	*
Maldives	*	*	*	*	*
Mali	5	42	21	23	5
Mauritania	*	12	11	5	*
Mauritius	*	*	*	*	*
Mexico	6	5	7	16	6
Moldova, Republic of	*	1.207	32	40	*
Mongolia	*	14	13	8	*
Montenegro	*	21	*	*	*
Morocco	53	1.062	774	907	53
Myanmar	*	28	16	16	*
Nepal	*	8	*	*	*
Netherlands	*	*	*	*	*
Nicaragua	*	37	5	*	*
Niger	*	56	27	16	*
Nigeria	48	2.102	633	418	48
Oman	*	*	*	*	*
Pakistan	201	397	267	443	201
Palestinian Territory, Occupied	*	40	17	17	*
Panama	*	*	*	*	*
Peru	*	11	7	6	*



Monthly First Asylum Applications in The Netherlands in 2022

Source: METiS

Country of citizenships	Jan	2019	2020	2021	2022
Philippines	*	*	8	*	*
Poland	*	*	10	*	*
Portugal	*	*	*	*	*
Republic of North Macedonia	*	264	54	15	*
Romania	*	*	*	*	*
Russian Federation	16	398	180	205	16
Rwanda	*	5	5	9	*
Saint Kitts and Nevis	*	*	*	*	*
Saudi Arabia	*	19	9	31	*
Senegal	*	107	45	42	*
Serbia	*	326	82	32	*
Sierra Leone	6	111	58	66	6
Somalia	88	222	202	903	88
South Africa	*	9	5	7	*
South Sudan	*	5	8	16	*
Spain	*	*	*	*	*
Sri Lanka	*	56	22	20	*
Stateless	*	38	33	43	*
Sudan	11	199	157	135	11
Suriname	*	*	17	*	*
Syrian Arab Republic	552	3.675	4.022	8.323	552
Taiwan	*	*	*	*	*
Tajikistan	*	109	19	17	*
Tanzania, United Republic of	*	14	17	5	*
Thailand	*	*	*	*	*
Togo	*	11	*	*	*
Trinidad and Tobago	*	13	*	9	*
Tunisia	29	296	242	264	29
Turkey	122	1.251	989	2.459	122
Turkmenistan	*	5	*	19	*
Uganda	*	220	85	57	*
Ukraine	6	132	42	71	6
United Arab Emirates	*	*	*	*	*
United Kingdom	*	*	*	*	*
United States of America	*	17	11	14	*
Unknown	89	870	581	829	89
Uzbekistan	*	7	11	22	*
Venezuela	8	182	83	72	8
Viet Nam	*	50	18	13	*
Yemen	91	645	410	1.189	91
Zambia	*	*	*	*	*
Zimbabwe	*	20	12	6	*
Other	*	68	26	*	*
Totaal	1.961	22.533	13.673	24.686	1.961

* To conceal the lowest figures, all values between 0 and 4 are replaced by asterisk.

Selection criterion for this table: all nationalities with at least 1 application in the current year.