



Immigratie- en Naturalisatiedienst  
*Ministerie van Justitie en Veiligheid*

## **Asylum Trends**

Monthly Report on Asylum Applications in The Netherlands

January 2023

## Colophon

**Title** Asylum Trends

**Subtitle** Monthly Report on Asylum Applications in The Netherlands  
Recent trends

**Author** Ministry of Justice and Security  
Immigration and Naturalisation Service (IND)  
IND Business Information Centre (BIC)  
Rijnstraat 8 | 2515 XP Den Haag  
Postbus 16275 | 2500 BG Den Haag

Migratie in beweging



EUROPESE UNIE  
Het Fonds voor asiel,  
migratie en integratie

# Contents

<i>Colophon</i>	2
-----------------	---

## **Asylum applications in The Netherlands**

Total asylum applications in The Netherlands	4
First asylum applications in The Netherlands	5
Repeated asylum applications in The Netherlands	6
Family reunification in The Netherlands	7
Unaccompanied minor asylum seekers in The Netherlands	8
Monthly first asylum applications in The Netherlands	9

## **Appendix**

Appendix: Relocation and Resettlement

**Total asylum influx in The Netherlands (first applications, repeated applications, family reunification influx)**  
 Source: METIS

Top 10 Last thirteen months **total** asylum applications in The Netherlands

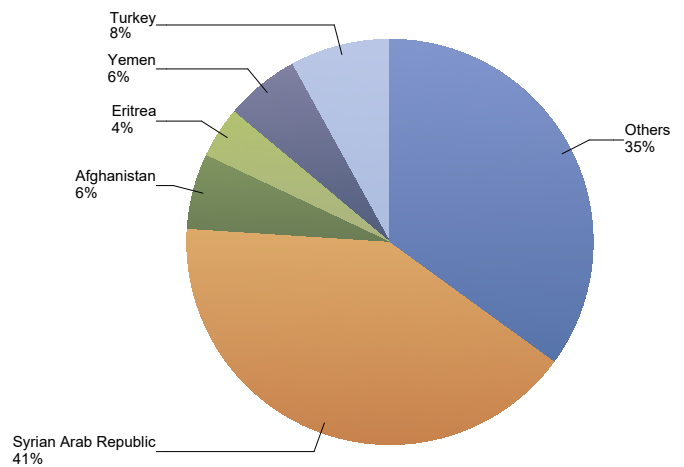
Total 2021	Total 2022	Country of citizenship	2022												2023		Last 12 months	Perc	
			Jan	Feb	Mar	Apr	May	Jun	Jul	Aug	Sep	Oct	Nov	Dec	Total	Jan			Total
14.904	19.989	Syrian Arab Republic	1.018	979	1.396	1.191	1.406	1.915	2.114	2.289	2.702	2.099	1.865	1.015	19.989	821	821	19.792	41%
3.215	3.802	Turkey	159	139	210	250	269	431	545	416	466	388	276	253	3.802	223	223	3.866	8%
3.425	2.945	Afghanistan	142	109	542	310	144	208	319	555	254	141	128	93	2.945	89	89	2.892	6%
1.855	2.813	Yemen	128	149	350	201	211	263	261	226	301	300	281	142	2.813	166	166	2.851	6%
1.576	1.935	Eritrea	112	122	112	138	126	152	191	211	237	214	184	136	1.935	138	138	1.961	4%
1.059	1.624	Somalia	96	114	177	81	155	90	110	122	138	145	191	205	1.624	173	173	1.701	4%
1.176	1.264	Algeria	88	117	118	51	93	85	53	74	84	133	203	165	1.264	157	157	1.333	3%
952	1.277	Unknown	99	77	135	67	95	74	92	115	163	125	122	113	1.277	119	119	1.297	3%
607	1.135	Iran (Islamic Republic of)	56	54	70	64	82	76	77	104	133	137	161	121	1.135	161	161	1.240	3%
632	1.063	Pakistan	215	93	99	65	57	60	46	78	132	91	58	69	1.063	72	72	920	2%
7.219	10.144	Others	615	561	962	801	929	745	682	829	879	1.095	1.115	931	10.144	872	872	10.401	22%
<b>36.620</b>	<b>47.991</b>	<b>Total</b>	<b>2.728</b>	<b>2.514</b>	<b>4.171</b>	<b>3.219</b>	<b>3.567</b>	<b>4.099</b>	<b>4.490</b>	<b>5.019</b>	<b>5.489</b>	<b>4.868</b>	<b>4.584</b>	<b>3.243</b>	<b>47.991</b>	<b>2.991</b>	<b>2.991</b>	<b>48.254</b>	<b>100%</b>

\* To conceal the lowest figures, all values between 0 and 4 are replaced by asterisk.

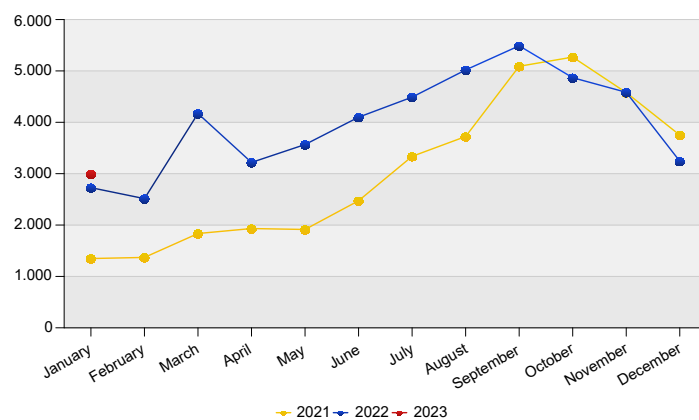
Top Total asylum applications in The Netherlands  
 January 2023

	Country of citizenship		%
1	Syrian Arab Republic	821	27%
2	Turkey	223	7%
3	Somalia	173	6%
4	Yemen	166	6%
5	Iran (Islamic Republic of)	161	5%
6	Algeria	157	5%
7	Eritrea	138	5%
8	Unknown	119	4%
9	Morocco	105	4%
10	Afghanistan	89	3%
	Others	839	28%
<b>Total January 2023</b>		<b>2.991</b>	<b>100%</b>

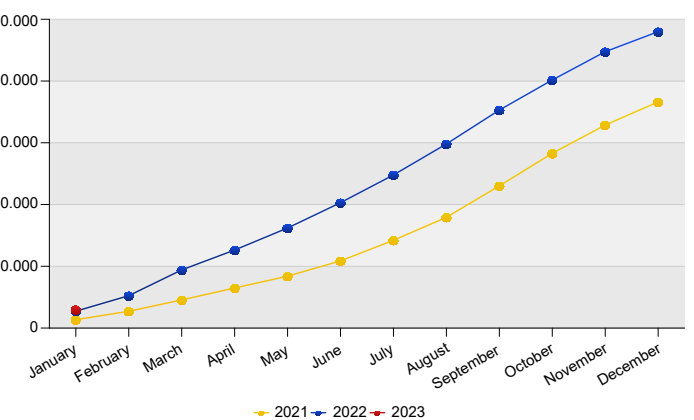
Top Nationalities total applications last twelve months  
 Period: Feb 2022 - Jan 2023  
 Number of total asylum applications: 48.254



Total asylum applications in The Netherlands



Cumulative development of total asylum applications in The Netherlands



**First asylum applications in The Netherlands**  
Source: METIS

Top 10 Last thirteen months **first** asylum applications in The Netherlands

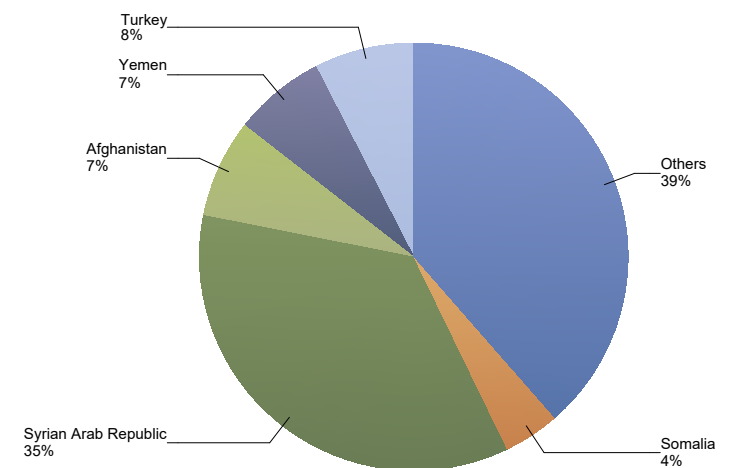
Total 2021	Total 2022 **	Country of citizenship	2022												2023		Last 12 months	Perc	
			Jan	Feb	Mar	Apr	May	Jun	Jul	Aug	Sep	Oct	Nov	Dec	Total	Jan			Total
8.323	12.648	Syrian Arab Republic	550	461	612	572	758	914	1.040	1.510	2.047	1.738	1.652	794	12.648	638	638	12.736	35%
2.459	2.684	Turkey	122	86	154	206	195	293	252	297	386	302	218	173	2.684	163	163	2.725	8%
3.006	2.732	Afghanistan	125	93	506	303	120	205	306	531	243	110	69	2.732	66	66	2.673	7%	
1.189	2.428	Yemen	90	118	316	183	171	195	185	209	285	284	265	2.428	156	156	2.494	7%	
903	1.457	Somalia	87	97	157	79	150	69	94	119	115	134	181	1.457	161	161	1.531	4%	
768	1.365	Eritrea	84	87	78	87	82	86	130	166	167	151	152	95	1.365	89	89	1.370	4%
1.105	1.206	Algeria	86	110	114	46	89	77	50	71	82	130	197	154	1.206	153	153	1.273	4%
829	1.113	Unknown	88	53	95	55	86	64	79	106	151	122	113	101	1.113	113	113	1.138	3%
71	1.060	Ukraine	6	16	34	7	206	112	102	119	118	148	143	49	1.060	45	45	1.099	3%
443	877	Pakistan	202	84	87	50	49	30	32	70	105	67	48	53	877	63	63	738	2%
5.590	7.965	Others	519	393	740	632	622	532	475	641	734	879	993	7.965	843	843	8.289	23%	
24.686	35.535	Total	1.959	1.598	2.893	2.220	2.528	2.577	2.745	3.839	4.433	4.076	4.072	2.595	35.535	2.490	2.490	36.066	100%

\* To conceal the lowest figures, all values between 0 and 4 are replaced by asterisk.

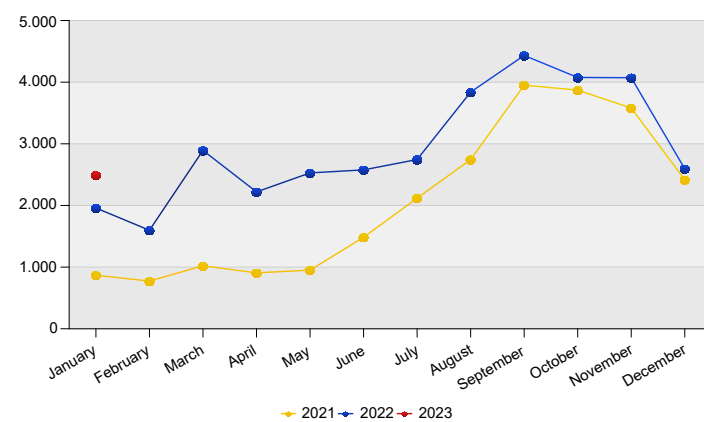
Top First asylum applications in The Netherlands  
January 2023

	Country of citizenship		%
1	Syrian Arab Republic	638	26%
2	Turkey	163	7%
3	Somalia	161	6%
4	Yemen	156	6%
5	Algeria	153	6%
6	Iran (Islamic Republic of)	141	6%
7	Unknown	113	5%
8	Morocco	94	4%
9	Eritrea	89	4%
10	Afghanistan	66	3%
	Others	716	29%
<b>Total January 2023</b>		2.490	100%

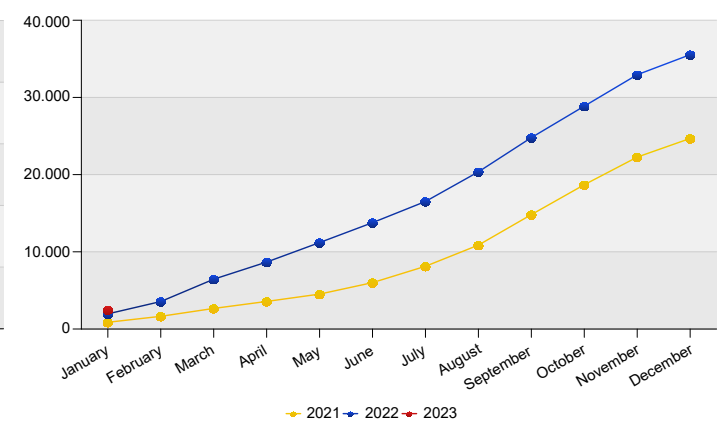
Top Nationalities first applications last twelve months  
Period: Feb 2022 - Jan 2023  
Number of first asylum applications: 36.066



First asylum applications in The Netherlands



Cumulative development of first asylum applications in The Netherlands



**Repeated asylum applications in The Netherlands**  
Source: METIS

Top 10 Last thirteen months repeated asylum applications in The Netherlands

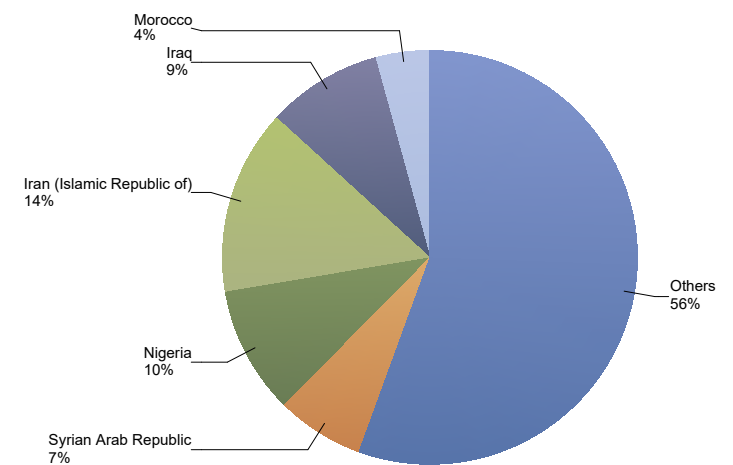
Total 2021	Total 2022	Country of citizenship	2022												2023		Last 12 months	Perc	
			Jan	Feb	Mar	Apr	May	Jun	Jul	Aug	Sep	Oct	Nov	Dec	Total	Jan			Total
221	218	Iran (Islamic Republic of)	15	25	8	17	24	17	20	14	7	20	28	23	218	17	17	220	14%
92	151	Nigeria	7	18	23	17	*	17	*	10	7	17	10	20	151	8	8	152	10%
122	132	Iraq	5	17	10	22	10	17	14	7	9	9	5	7	132	10	10	137	9%
142	103	Syrian Arab Republic	8	8	7	7	6	*	15	11	6	14	12	5	103	9	9	104	7%
73	54	Morocco	*	*	*	*	*	*	*	*	*	9	15	11	54	11	11	65	4%
62	54	Algeria	*	7	*	5	*	7	*	*	*	*	*	11	54	*	*	56	4%
301	54	Afghanistan	*	13	13	*	9	*	*	*	*	*	5	*	54	*	*	52	3%
21	49	Pakistan	*	*	*	*	5	10	9	*	5	*	*	*	49	*	*	50	3%
77	43	Eritrea	*	*	*	*	*	*	9	*	5	*	8	5	43	*	*	46	3%
66	42	Somalia	*	*	*	*	*	*	*	*	11	*	*	11	42	*	*	42	3%
637	629	Others	67	45	66	66	55	48	51	57	35	48	39	52	629	40	40	602	39%
1.814	1.529	Total	114	140	141	147	124	123	127	114	90	130	130	149	1.529	111	111	1.526	100%

\* To conceal the lowest figures, all values between 0 and 4 are replaced by asterisk.

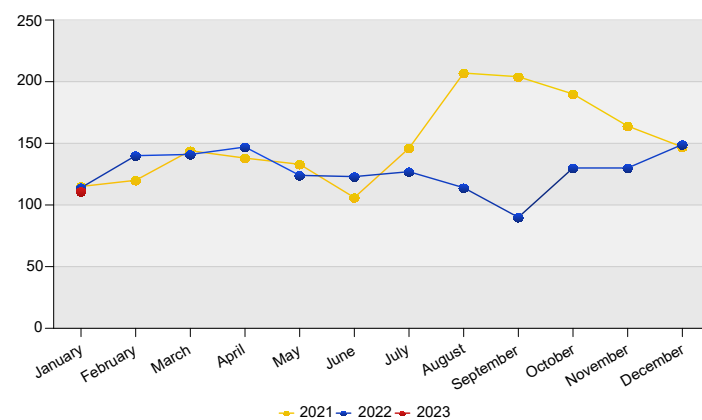
Top Repeated asylum applications in The Netherlands  
January 2023

Country of citizenship		%	
1	Iran (Islamic Republic of)	17	15%
2	Morocco	11	10%
3	Iraq	10	9%
4	Syrian Arab Republic	9	8%
5	Nigeria	8	7%
	Others	56	50%
<b>Total January 2023</b>		<b>111</b>	<b>100%</b>

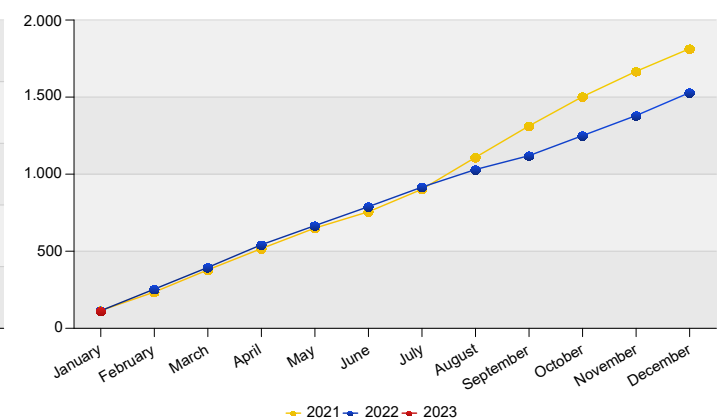
Top Nationalities repeated asylum applications last twelve months  
Period: Feb 2022 - Jan 2023  
Number of repeated asylum applications: 1.526



Repeated asylum applications in The Netherlands



Cumulative development of repeated asylum applications in The Netherlands



**Influx of family reunification in The Netherlands (Council Directive 2003/86/EC Chapter V)**  
Source: METIS

Top 10 Last thirteen months Influx of family reunification in The Netherlands

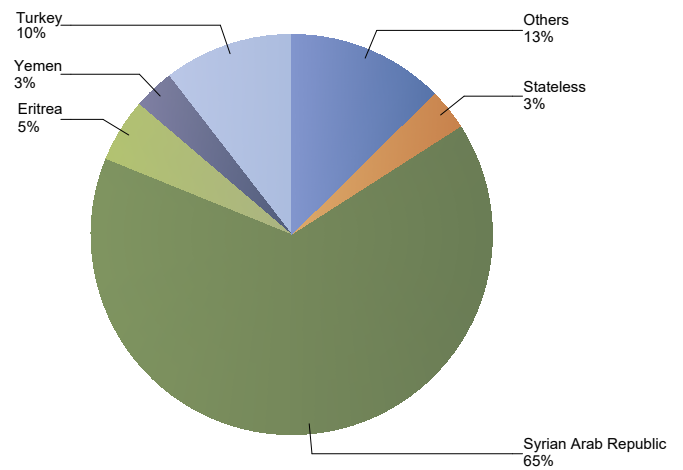
Total 2021	Total 2022	Country of citizenship	2022												2023		Last 12 months	Perc	
			Jan	Feb	Mar	Apr	May	Jun	Jul	Aug	Sep	Oct	Nov	Dec	Total	Jan			Total
6.439	7.238	Syrian Arab Republic	460	510	777	612	642	997	1.059	768	649	347	201	216	7.238	174	174	6.952	65%
735	1.094	Turkey	37	50	54	44	73	137	291	114	78	85	52	79	1.094	60	60	1.117	10%
731	527	Eritrea	27	35	33	47	42	66	52	41	65	59	24	36	527	45	45	545	5%
342	370	Stateless	21	47	67	45	27	24	21	19	24	40	10	25	370	8	8	357	3%
651	377	Yemen	38	29	33	14	40	68	76	17	16	16	15	15	377	10	10	349	3%
123	215	Iran (Islamic Republic of)	6	13	30	20	24	22	20	23	21	20	7	9	215	*	*	212	2%
118	159	Afghanistan	13	*	23	5	15	*	11	22	11	19	13	21	159	21	21	167	2%
100	140	Unknown	9	19	37	10	8	8	13	5	11	*	8	9	140	5	5	136	1%
168	137	Pakistan	11	7	8	12	*	20	5	5	22	22	7	15	137	6	6	132	1%
265	130	Iraq	11	12	24	11	*	13	8	10	11	10	*	19	130	10	10	129	1%
448	540	Others	22	51	51	32	40	41	62	42	58	41	45	55	540	48	48	566	5%
10.120	10.927	<b>Total</b>	<b>655</b>	<b>776</b>	<b>1.137</b>	<b>852</b>	<b>915</b>	<b>1.399</b>	<b>1.618</b>	<b>1.066</b>	<b>966</b>	<b>662</b>	<b>382</b>	<b>499</b>	<b>10.927</b>	<b>390</b>	<b>390</b>	<b>10.662</b>	<b>100%</b>

\* To conceal the lowest figures, all values between 0 and 4 are replaced by asterisk.

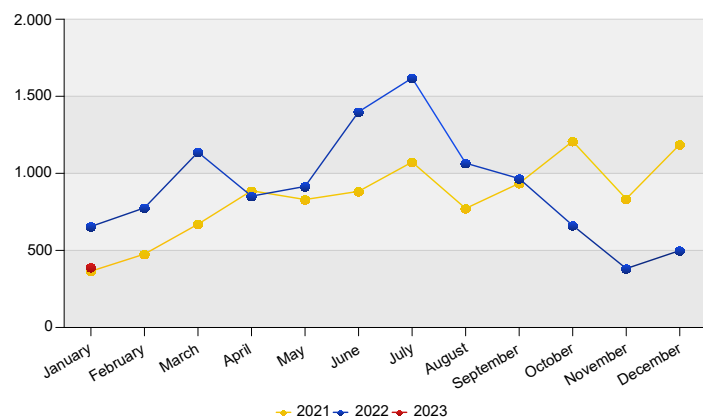
Top Influx of family reunification in The Netherlands  
January 2023

	Country of citizenship		%
1	Syrian Arab Republic	174	45%
2	Turkey	60	15%
3	Eritrea	45	12%
4	Afghanistan	21	5%
5	China (including Hong Kong)	10	3%
6	Iraq	10	3%
7	Yemen	10	3%
	Others	60	15%
<b>Total January 2023</b>		<b>390</b>	<b>100%</b>

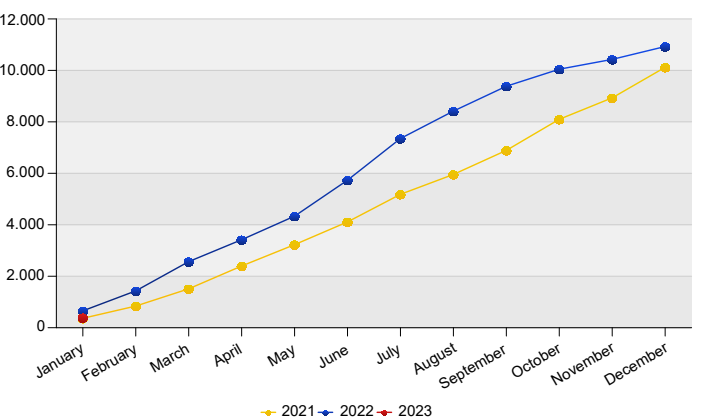
Top Nationalities Influx of family reunification last twelve months  
Period: Feb 2022 - Jan 2023  
Number of influx family reunification: 10.662



Influx of family reunification in The Netherlands



Cumulative development of Influx of family reunification in The Netherlands



**Influx of indicated unaccompanied minor asylum seekers in The Netherlands**  
Source: METIS

Top 10 Unaccompanied minor asylum applications in The Netherlands

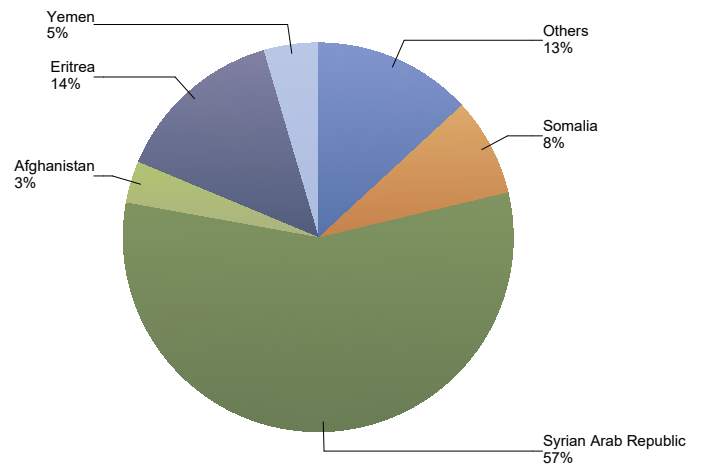
Total 2021	Total 2022	Country of citizenship	2022												2023		Last 12 months	Perc	
			Jan	Feb	Mar	Apr	May	Jun	Jul	Aug	Sep	Oct	Nov	Dec	Total	Jan			Total
1.078	2.427	Syrian Arab Republic	91	83	72	65	147	138	253	385	408	360	299	126	2.427	87	87	2.423	57%
235	606	Eritrea	33	32	20	31	26	33	82	94	84	68	76	27	606	33	33	606	14%
185	319	Somalia	19	17	33	12	25	9	21	27	32	45	31	48	319	50	50	350	8%
70	188	Yemen	10	*	20	9	13	18	16	16	22	25	27	8	188	17	17	195	5%
87	145	Afghanistan	9	6	10	*	8	15	11	14	12	16	29	11	145	12	12	148	3%
163	93	Iraq	6	*	9	11	*	*	5	16	13	18	6	*	93	11	11	98	2%
72	72	Algeria	*	*	*	*	9	8	*	9	*	5	13	15	72	14	14	85	2%
68	72	Unknown	*	*	9	*	6	*	6	14	14	8	9	*	72	5	5	76	2%
136	69	Morocco	6	5	7	*	9	7	*	*	7	*	8	9	69	11	11	74	2%
*	52	Turkey	*	*	*	*	*	9	*	*	17	17	*	*	52	*	*	51	1%
93	164	Others	6	6	16	6	17	13	18	18	22	18	18	6	164	20	20	178	4%
2.191	4.207	Total	184	157	198	143	263	253	421	600	634	582	516	256	4.207	261	261	4.284	100%

\* To conceal the lowest figures, all values between 0 and 4 are replaced by asterisk.

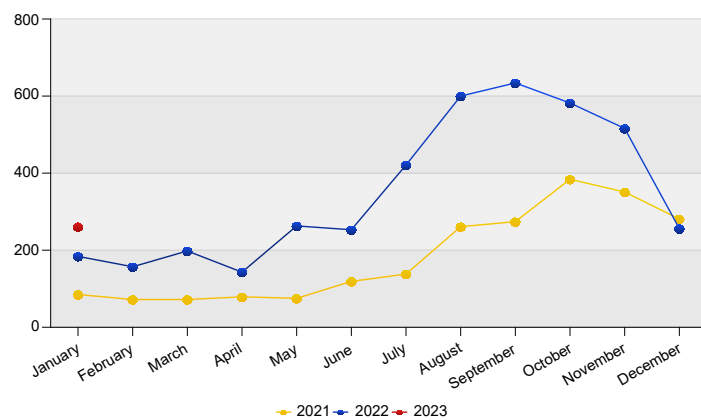
Top Unaccompanied minor asylum applications in The Netherlands January 2023

Country of citizenship		%
1 Syrian Arab Republic	87	33%
2 Somalia	50	19%
3 Eritrea	33	13%
4 Yemen	17	7%
5 Algeria	14	5%
Others	60	23%
<b>Total January 2023</b>	<b>261</b>	<b>100%</b>

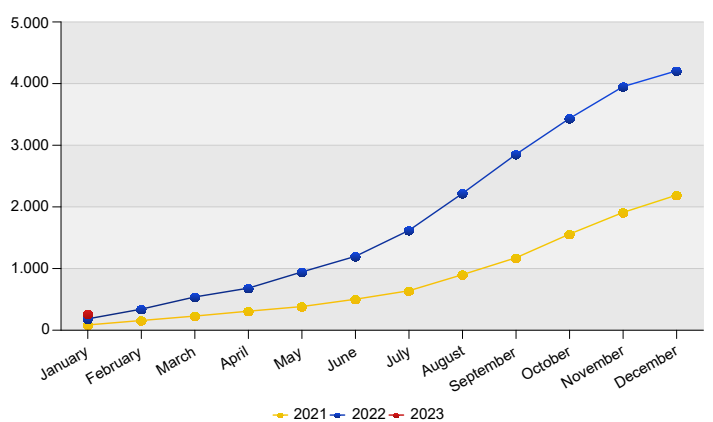
Top Nationalities unaccompanied minor asylum applications last twelve months  
Period: Feb 2022 - Jan 2023  
Number of unaccompanied minor asylum applications: 4.284



Unaccompanied minor asylum applications in The Netherlands



Cumulative development of Unaccompanied minor asylum applications in The Netherlands







## Monthly First Asylum Applications in The Netherlands in 2023

Source: METiS

Country of citizenships	Jan	2020	2021	2022	2023
Afghanistan	66	389	3.006	2.732	66
Albania	*	82	54	52	*
Algeria	153	993	1.105	1.206	153
Angola	*	12	5	17	*
Argentina	*	*	6	5	*
Armenia	*	25	33	50	*
Australia	*	*	*	*	*
Azerbaijan	12	115	78	127	12
Bahrain	*	5	*	5	*
Bangladesh	*	21	11	18	*
Belarus	14	84	86	94	14
Benin	*	*	*	9	*
Bolivia	*	*	*	7	*
Bosnia and Herzegovina	*	11	5	15	*
Botswana	*	*	*	*	*
Brazil	*	19	17	12	*
Bulgaria	*	5	*	*	*
Burkina Faso	*	8	8	*	*
Burundi	*	*	*	16	*
Cambodia	*	*	*	*	*
Cameroon	*	36	17	24	*
Canada	*	*	*	*	*
Cape Verde	*	*	*	*	*
Central African Republic	*	*	*	*	*
Chad	*	11	17	10	*
Chile	*	*	*	7	*
China (including Hong Kong)	27	56	153	151	27
Colombia	11	106	187	519	11
Comoros	*	*	*	*	*
Congo, the Democratic Republic of the	*	10	11	27	*
Congo, the Republic of the	*	17	25	22	*
Costa Rica	*	*	*	*	*
Cote d'Ivoire	*	29	11	10	*
Cuba	*	8	17	13	*
Czech Republic	*	5	*	*	*
Dominica	*	*	*	*	*
Dominican Republic	*	5	*	7	*
Ecuador	*	*	*	*	*
Egypt	20	101	146	262	20
El Salvador	*	28	33	75	*
Equatorial Guinea	*	*	*	*	*
Eritrea	89	368	768	1.365	89
Estonia	*	*	*	*	*
Ethiopia	19	44	167	305	19
France	*	*	*	5	*
Gambia	14	204	140	102	14
Georgia	15	163	89	156	15



## Monthly First Asylum Applications in The Netherlands in 2023

Source: METiS

Country of citizenships	Jan	2020	2021	2022	2023
Germany	*	6	9	*	*
Ghana	5	41	40	35	5
Greece	*	*	*	*	*
Guatemala	*	*	*	*	*
Guinea	18	108	79	95	18
Guinea-Bissau	*	10	*	*	*
Guyana	*	*	*	5	*
Haiti	*	*	15	10	*
Honduras	*	6	8	*	*
Hungary	*	5	*	*	*
India	26	14	120	123	26
Indonesia	*	9	6	*	*
Iran (Islamic Republic of)	141	370	263	702	141
Iraq	64	336	746	671	64
Ireland	*	*	*	*	*
Israel	*	*	*	*	*
Jamaica	6	6	18	17	6
Japan	*	*	*	*	*
Jordan	18	55	19	85	18
Kazakhstan	*	28	13	41	*
Kenya	*	12	*	18	*
Korea, Democratic People's Republic of	*	*	*	5	*
Kosovo	*	*	*	9	*
Kuwait	*	8	*	9	*
Kyrgyzstan	*	*	*	18	*
Latvia	*	*	*	*	*
Lebanon	9	88	69	65	9
Liberia	*	11	10	9	*
Libyan Arab Jamahiriya	33	188	124	193	33
Lithuania	*	*	*	*	*
Luxembourg	*	*	*	*	*
Madagascar	*	*	*	*	*
Malawi	*	*	*	*	*
Malaysia	*	*	10	*	*
Mali	*	21	23	20	*
Malta	*	*	*	*	*
Mauritania	*	11	5	*	*
Mexico	*	7	16	14	*
Moldova, Republic of	10	32	40	205	10
Mongolia	*	13	8	5	*
Montenegro	*	*	*	*	*
Morocco	94	774	907	721	94
Mozambique	*	*	*	*	*
Myanmar	*	16	16	58	*
Namibia	*	*	*	*	*
Nepal	*	*	*	9	*
Netherlands	*	*	*	*	*



## Monthly First Asylum Applications in The Netherlands in 2023

Source: METiS

Country of citizenships	Jan	2020	2021	2022	2023
Nicaragua	*	5	*	67	*
Niger	5	27	16	18	5
Nigeria	38	633	418	521	38
Norway	*	*	*	*	*
Oman	*	*	*	*	*
Pakistan	63	267	443	877	63
Palestinian Territory, Occupied	*	17	17	32	*
Panama	*	*	*	*	*
Peru	15	7	6	19	15
Philippines	*	8	*	*	*
Poland	*	10	*	8	*
Portugal	*	*	*	*	*
Qatar	*	*	*	*	*
Republic of North Macedonia	*	54	15	14	*
Romania	*	*	*	*	*
Russian Federation	30	180	205	590	30
Rwanda	*	5	9	6	*
Saint Lucia	*	*	*	*	*
Saudi Arabia	*	9	31	38	*
Senegal	*	45	42	20	*
Serbia	15	82	32	26	15
Sierra Leone	8	58	66	84	8
Somalia	161	202	903	1.457	161
South Africa	*	5	7	17	*
South Sudan	*	8	16	7	*
Spain	*	*	*	*	*
Sri Lanka	8	22	20	31	8
Stateless	5	33	43	39	5
Sudan	30	157	135	195	30
Suriname	*	17	*	9	*
Syrian Arab Republic	638	4.022	8.323	12.648	638
Taiwan	*	*	*	*	*
Tajikistan	*	19	17	48	*
Tanzania, United Republic of	*	17	5	11	*
Thailand	*	*	*	*	*
Togo	*	*	*	*	*
Trinidad and Tobago	*	*	9	19	*
Tunisia	42	242	264	285	42
Turkey	163	989	2.459	2.684	163
Turkmenistan	*	*	19	26	*
Uganda	9	85	57	192	9
Ukraine	45	42	71	1.060	45
United Arab Emirates	*	*	*	*	*
United Kingdom	*	*	*	8	*
United States of America	*	11	14	17	*
Unknown	113	581	829	1.113	113
Uzbekistan	6	11	22	58	6



## Monthly First Asylum Applications in The Netherlands in 2023

Source: METiS

Country of citizenships	Jan	2020	2021	2022	2023
Venezuela	*	83	72	175	*
Viet Nam	*	18	13	7	*
Yemen	156	410	1.189	2.428	156
Zambia	*	*	*	5	*
Zimbabwe	6	12	6	18	6
Other	*	58	44	*	*
<b>Totaal</b>	<b>2.490</b>	<b>13.673</b>	<b>24.686</b>	<b>35.535</b>	<b>2.490</b>

\* To conceal the lowest figures, all values between 0 and 4 are replaced by asterisk.

Selection criterion for this table: all nationalities with at least 1 application in the current year.