



Immigratie- en Naturalisatiedienst
Ministerie van Justitie en Veiligheid

Asylum Trends

Monthly Report on Asylum Applications in The Netherlands

November 2022

Colophon

Title Asylum Trends

Subtitle Monthly Report on Asylum Applications in The Netherlands
Recent trends

Author Ministry of Justice and Security
Immigration and Naturalisation Service (IND)
IND Business Information Centre (BIC)
Rijnstraat 8 | 2515 XP Den Haag
Postbus 16275 | 2500 BG Den Haag

Migratie in beweging



EUROPESE UNIE
Het Fonds voor asiel,
migratie en integratie

Contents

<i>Colophon</i>	2
-----------------	---

Asylum applications in The Netherlands

Total asylum applications in The Netherlands	4
First asylum applications in The Netherlands	5
Repeated asylum applications in The Netherlands	6
Family reunification in The Netherlands	7
Unaccompanied minor asylum seekers in The Netherlands	8
Monthly first asylum applications in The Netherlands	9

Appendix

Appendix: Relocation and Resettlement

Total asylum influx in The Netherlands (first applications, repeated applications, family reunification influx)
 Source: METIS

Top 10 Last thirteen months **total** asylum applications in The Netherlands

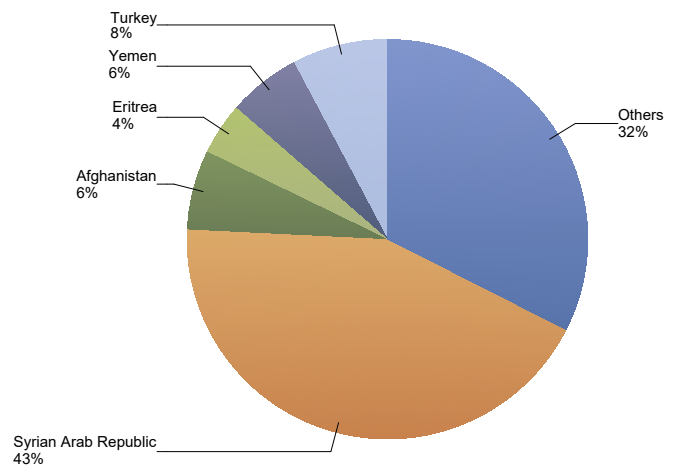
Total 2020	Total 2021	Country of citizenship	2021			2022												Last 12 months	Perc
			Nov	Dec	Total	Jan	Feb	Mar	Apr	May	Jun	Jul	Aug	Sep	Oct	Nov	Total		
5.566	14.904	Syrian Arab Republic	2.047	1.744	3.791	1.018	979	1.400	1.191	1.405	1.915	2.115	2.289	2.701	2.100	1.865	18.978	20.722	43%
1.265	3.215	Turkey	184	165	349	159	139	210	250	269	431	546	416	466	387	274	3.547	3.712	8%
607	3.425	Afghanistan	494	217	711	142	109	542	310	144	209	319	556	254	140	131	2.856	3.073	6%
861	1.855	Yemen	219	135	354	128	149	350	201	211	260	261	226	301	301	279	2.667	2.802	6%
1.504	1.576	Eritrea	142	207	349	112	122	113	138	126	152	191	211	237	214	184	1.800	2.007	4%
271	1.059	Somalia	143	145	288	96	114	177	81	155	90	110	122	138	145	191	1.419	1.564	3%
647	952	Unknown	138	101	239	99	77	135	67	95	74	92	116	163	105	123	1.146	1.247	3%
1.062	1.176	Algeria	126	117	243	88	117	118	51	93	85	53	74	84	133	203	1.099	1.216	3%
600	607	Iran (Islamic Republic of)	67	63	130	56	54	70	64	82	76	77	104	133	135	161	1.012	1.075	2%
394	632	Pakistan	89	66	155	215	93	99	65	57	60	46	78	132	91	58	994	1.060	2%
6.355	7.219	Others	929	791	1.720	615	561	963	801	791	674	615	748	806	1.005	1.015	8.594	9.385	20%
19.132	36.620	Total	4.578	3.751	8.329	2.728	2.514	4.177	3.219	3.428	4.026	4.425	4.940	5.415	4.756	4.484	44.112	47.863	100%

* To conceal the lowest figures, all values between 0 and 4 are replaced by asterisk.

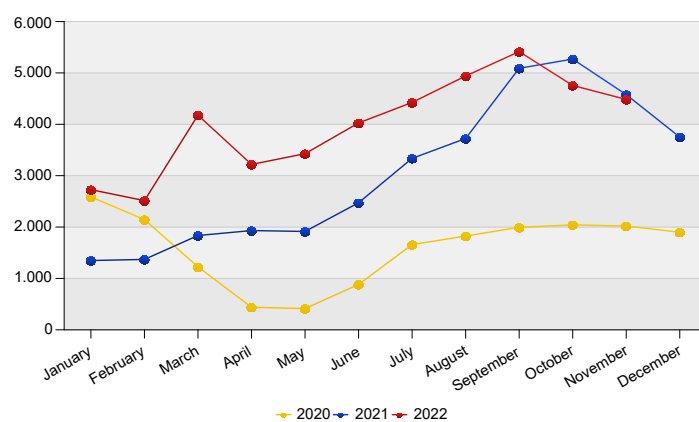
Top Total asylum applications in The Netherlands
 November 2022

	Country of citizenship		%
1	Syrian Arab Republic	1.865	42%
2	Yemen	279	6%
3	Turkey	274	6%
4	Algeria	203	5%
5	Somalia	191	4%
6	Eritrea	184	4%
7	Iran (Islamic Republic of)	161	4%
8	Afghanistan	131	3%
9	Unknown	123	3%
10	Russian Federation	95	2%
	Others	978	22%
Total November 2022		4.484	100%

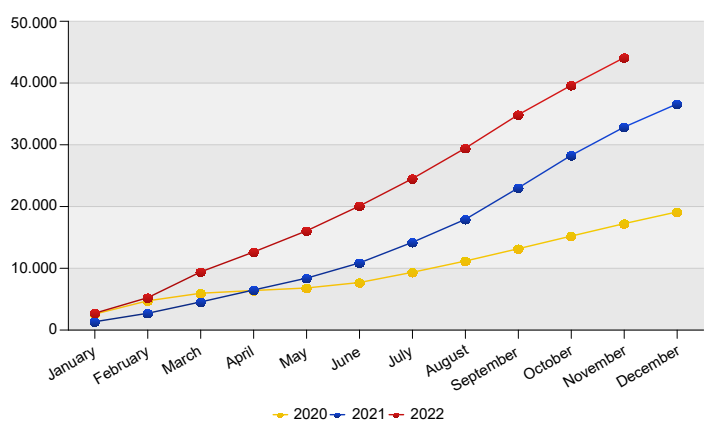
Top Nationalities total applications last twelve months
 Period: Dec 2021 - Nov 2022
 Number of total asylum applications: 47.863



Total asylum applications in The Netherlands



Cumulative development of total asylum applications in The Netherlands



First asylum applications in The Netherlands
Source: METIS

Top 10 Last thirteen months **first** asylum applications in The Netherlands

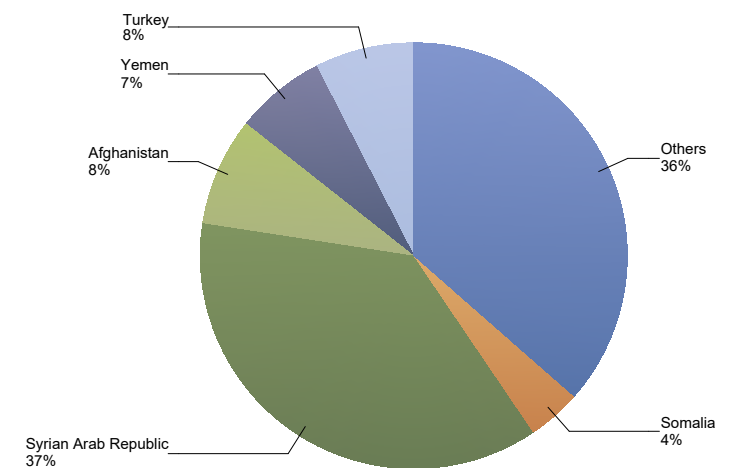
Total 2020	Total 2021 **	Country of citizenship	2021			2022												Last 12 months	Perc
			Nov	Dec	Total	Jan	Feb	Mar	Apr	May	Jun	Jul	Aug	Sep	Oct	Nov	Total		
4.022	8.323	Syrian Arab Republic	1.437	961	2.398	550	461	616	572	757	914	1.041	1.510	2.047	1.738	1.652	11.858	12.819	37%
389	3.006	Afghanistan	459	178	637	125	93	506	303	120	205	306	532	243	120	113	2.666	2.844	8%
989	2.459	Turkey	143	109	252	122	86	154	206	195	293	253	297	386	301	219	2.512	2.621	8%
410	1.189	Yemen	190	71	261	90	118	316	183	171	195	185	209	285	285	265	2.302	2.373	7%
202	903	Somalia	132	128	260	87	97	157	79	150	69	94	119	115	134	181	1.282	1.410	4%
368	768	Eritrea	74	114	188	84	87	78	87	82	86	130	166	167	151	152	1.270	1.384	4%
993	1.105	Algeria	120	107	227	86	110	114	46	89	77	50	71	82	130	197	1.052	1.159	3%
581	829	Unknown	130	81	211	88	53	95	55	86	64	79	107	151	102	113	993	1.074	3%
267	443	Pakistan	67	49	116	202	84	87	50	49	30	32	70	105	67	48	824	873	3%
336	746	Iraq	187	91	278	47	28	58	59	24	29	43	55	67	85	61	556	647	2%
5.116	4.915	Others	641	528	1.169	478	381	716	580	666	544	467	624	712	852	980	7.000	7.528	22%
13.673	24.686	Total	3.580	2.417	5.997	1.959	1.598	2.897	2.220	2.389	2.506	2.680	3.760	4.360	3.965	3.981	32.315	34.732	100%

* To conceal the lowest figures, all values between 0 and 4 are replaced by asterisk.

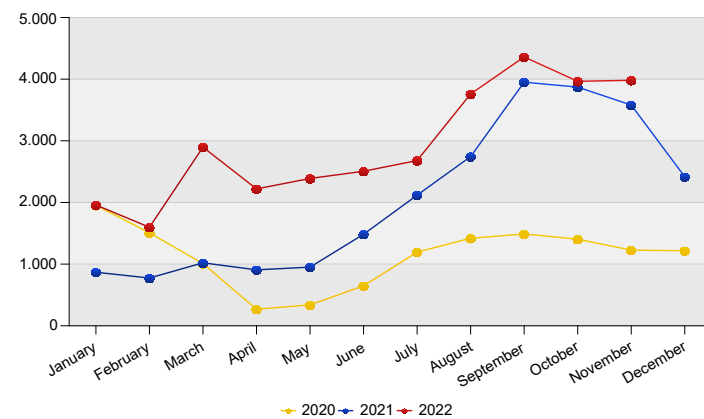
Top First asylum applications in The Netherlands
November 2022

	Country of citizenship		%
1	Syrian Arab Republic	1.652	41%
2	Yemen	265	7%
3	Turkey	219	6%
4	Algeria	197	5%
5	Somalia	181	5%
6	Eritrea	152	4%
7	Iran (Islamic Republic of)	126	3%
8	Afghanistan	113	3%
9	Unknown	113	3%
10	Russian Federation	86	2%
11	Morocco	78	2%
	Others	799	20%
Total November 2022		3.981	100%

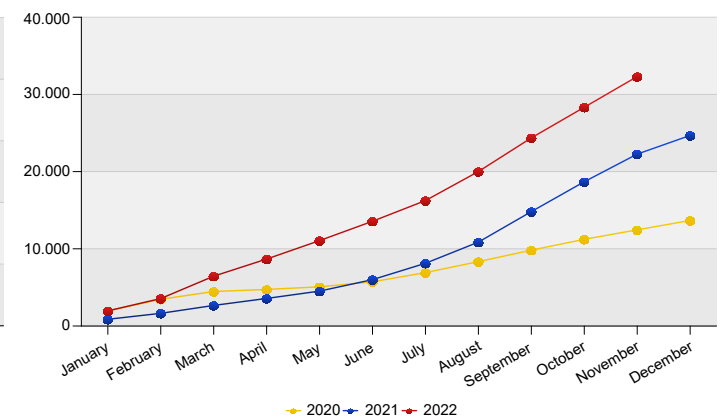
Top Nationalities first applications last twelve months
Period: Dec 2021 - Nov 2022
Number of first asylum applications: 34.732



First asylum applications in The Netherlands



Cumulative development of first asylum applications in The Netherlands



Repeated asylum applications in The Netherlands
Source: METIS

Top 10 Last thirteen months repeated asylum applications in The Netherlands

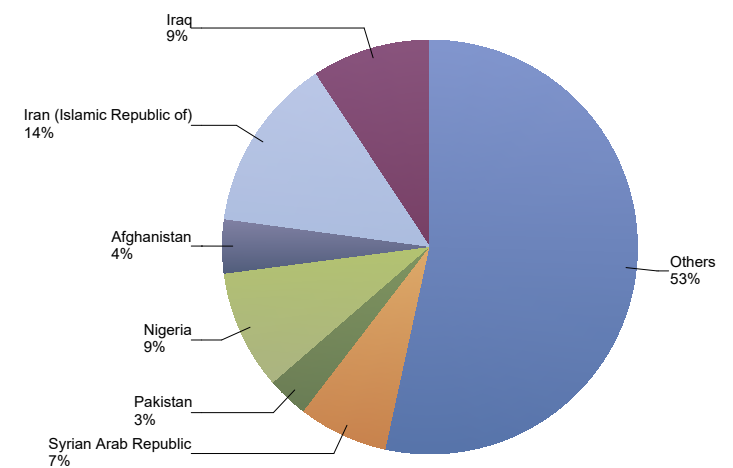
Total 2020	Total 2021	Country of citizenship	2021			2022												Last 12 months	Perc
			Nov	Dec	Total	Jan	Feb	Mar	Apr	May	Jun	Jul	Aug	Sep	Oct	Nov	Total		
182	221	Iran (Islamic Republic of)	20	12	32	15	25	8	17	24	17	20	14	7	20	28	195	207	14%
96	92	Iraq	16	17	33	5	17	10	22	10	17	14	7	9	9	5	125	142	9%
175	122	Nigeria	12	11	23	7	18	23	17	*	17	*	10	7	17	10	131	142	9%
83	142	Syrian Arab Republic	27	9	36	8	8	7	7	6	*	15	11	6	14	12	98	107	7%
182	301	Afghanistan	22	12	34	*	13	13	*	9	*	*	*	*	*	5	52	64	4%
30	21	Pakistan	5	*	6	*	*	*	*	5	10	9	*	5	*	*	48	49	3%
68	62	Algeria	6	5	11	*	7	*	5	*	7	*	*	*	*	*	43	48	3%
66	77	Eritrea	5	8	13	*	*	*	*	*	*	9	*	5	*	8	39	47	3%
73	73	Morocco	*	6	9	*	*	*	*	*	*	*	*	*	9	13	41	47	3%
26	28	Egypt	*	9	10	6	*	5	*	*	*	10	*	*	*	35	44	3%	
21	33	Uganda	*	5	7	*	*	*	*	7	*	*	*	*	7	*	35	40	3%
594	642	Others	45	52	97	60	45	61	61	46	49	49	46	42	43	35	537	589	39%
1.596	1.814	Total	164	147	311	114	140	143	147	124	124	127	114	90	130	126	1.379	1.526	100%

* To conceal the lowest figures, all values between 0 and 4 are replaced by asterisk.

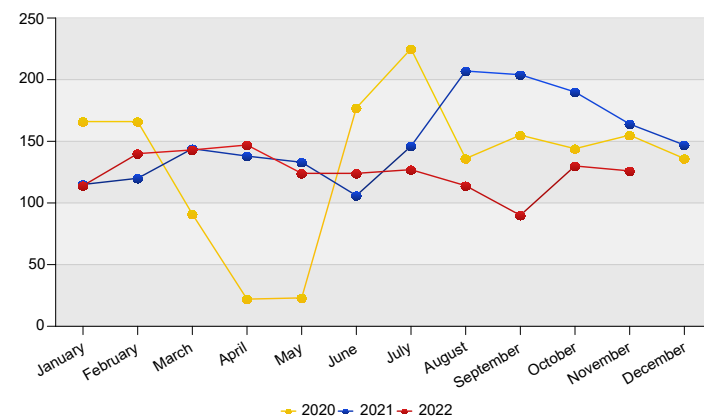
Top Repeated asylum applications in The Netherlands
November 2022

	Country of citizenship		%
1	Iran (Islamic Republic of)	28	22%
2	Morocco	13	10%
3	Syrian Arab Republic	12	10%
4	Nigeria	10	8%
5	Eritrea	8	6%
	Others	55	44%
Total November 2022		126	100%

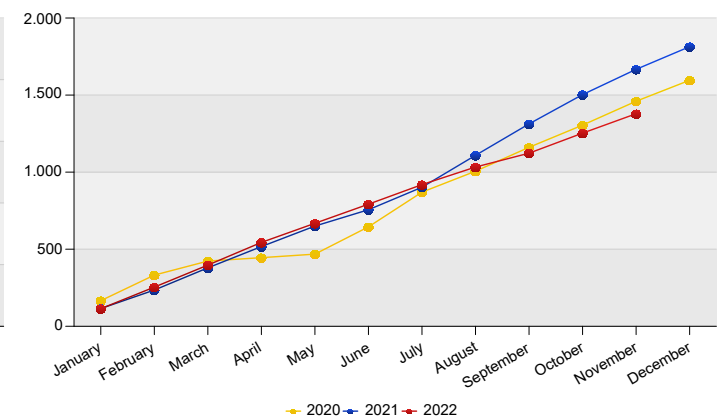
Top Nationalities repeated asylum applications last twelve months
Period: Dec 2021 - Nov 2022
Number of repeated asylum applications: 1.526



Repeated asylum applications in The Netherlands



Cumulative development of repeated asylum applications in The Netherlands



Influx of family reunification in The Netherlands (Council Directive 2003/86/EC Chapter V)
 Source: METIS

Top 10 Last thirteen months Influx of family reunification in The Netherlands

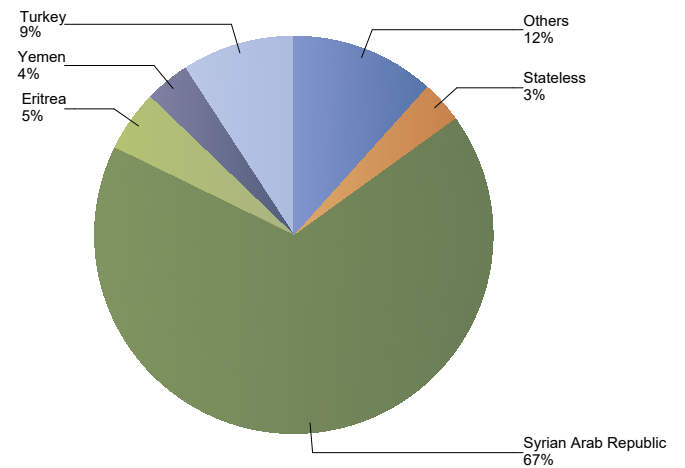
Total 2020	Total 2021	Country of citizenship	2021			2022												Last 12 months	Perc
			Nov	Dec	Total	Jan	Feb	Mar	Apr	May	Jun	Jul	Aug	Sep	Oct	Nov	Total		
1.461	6.439	Syrian Arab Republic	583	774	1.357	460	510	777	612	642	997	1.059	768	648	348	201	7.022	7.796	67%
255	735	Turkey	40	54	94	37	50	54	44	73	137	291	114	78	85	49	1.012	1.066	9%
1.070	731	Eritrea	63	85	148	27	35	33	47	42	66	52	41	65	59	24	491	576	5%
423	651	Yemen	29	64	93	38	29	33	14	40	65	76	17	16	16	13	357	421	4%
132	342	Stateless	32	50	82	21	47	67	45	27	24	21	19	24	40	10	345	395	3%
48	123	Iran (Islamic Republic of)	13	20	33	6	13	30	20	24	22	20	23	21	18	7	204	224	2%
36	118	Afghanistan	13	27	40	13	*	23	5	15	*	11	22	11	19	13	138	165	1%
40	100	Unknown	6	18	24	9	19	37	10	8	8	13	5	11	*	8	131	149	1%
97	168	Pakistan	17	16	33	11	7	8	12	*	20	5	5	22	22	7	122	138	1%
108	265	Iraq	8	22	30	11	12	24	11	*	13	8	10	11	10	*	111	133	1%
34	90	Somalia	10	9	19	6	14	18	*	*	19	15	*	12	8	8	106	115	1%
159	358	Others	20	48	68	16	37	33	31	36	22	47	41	46	33	37	379	427	4%
3.863	10.120	Total	834	1.187	2.021	655	776	1.137	852	915	1.396	1.618	1.066	965	661	377	10.418	11.605	100%

* To conceal the lowest figures, all values between 0 and 4 are replaced by asterisk.

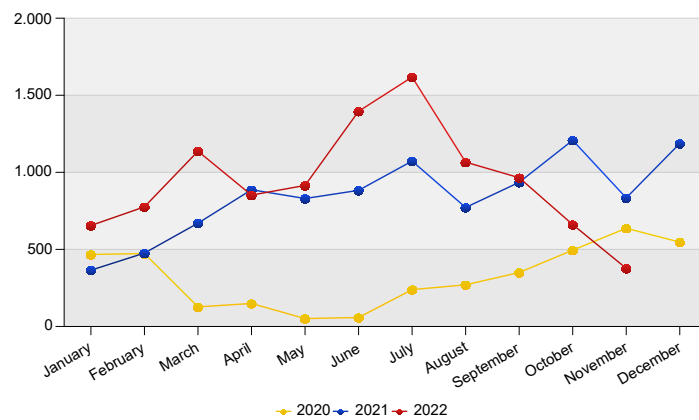
Top Influx of family reunification in The Netherlands
 November 2022

Country of citizenship			%
1	Syrian Arab Republic	201	53%
2	Turkey	49	13%
3	Eritrea	24	6%
4	Afghanistan	13	3%
5	Yemen	13	3%
6	Stateless	10	3%
	Others	67	18%
Total November 2022		377	100%

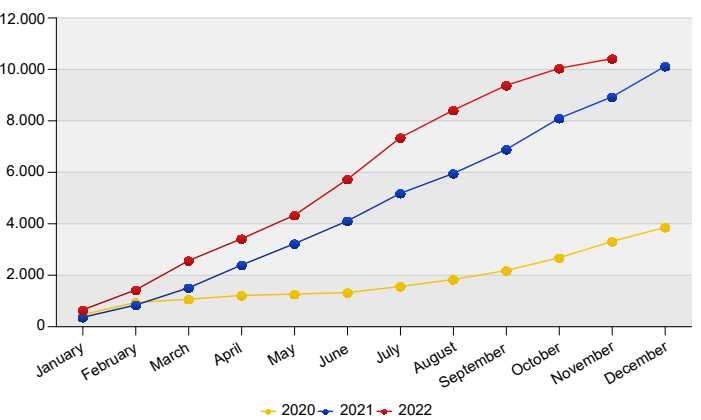
Top Nationalities Influx of family reunification last twelve months
 Period: Dec 2021 - Nov 2022
 Number of influx family reunification: 11.605



Influx of family reunification in The Netherlands



Cumulative development of Influx of family reunification in The Netherlands



Influx of indicated unaccompanied minor asylum seekers in The Netherlands
 Source: METIS

Top 10 Unaccompanied minor asylum applications in The Netherlands

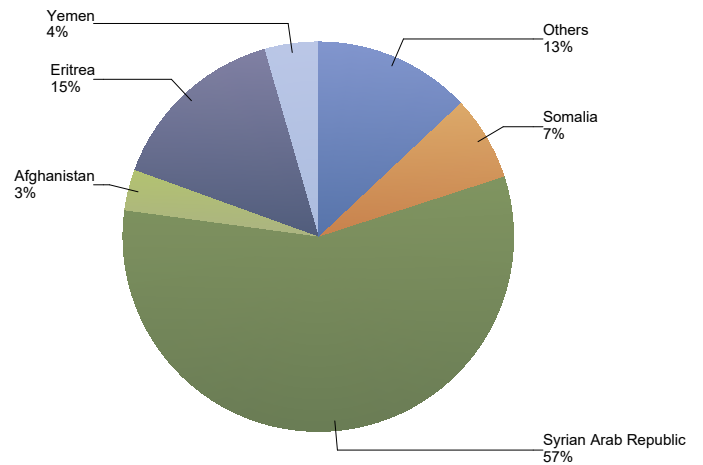
Total 2020	Total 2021	Country of citizenship	2021			2022												Last 12 months	Perc
			Nov	Dec	Total	Jan	Feb	Mar	Apr	May	Jun	Jul	Aug	Sep	Oct	Nov	Total		
446	1.078	Syrian Arab Republic	189	136	325	89	84	73	65	146	138	252	387	408	361	274	2.277	2.413	57%
81	235	Eritrea	27	49	76	33	31	20	31	26	33	83	94	89	79	65	584	633	15%
27	185	Somalia	20	24	44	19	17	33	12	25	9	21	27	33	45	32	273	297	7%
18	70	Yemen	15	8	23	10	6	20	9	13	18	16	16	22	25	26	181	189	4%
46	87	Afghanistan	9	8	17	9	6	10	*	8	15	12	15	13	19	25	135	143	3%
21	163	Iraq	47	11	58	6	*	9	11	*	*	5	16	13	17	6	89	100	2%
143	136	Morocco	15	12	27	6	5	7	*	9	7	*	5	7	*	8	62	74	2%
61	72	Algeria	7	13	20	*	*	*	*	9	9	*	9	*	5	14	60	73	2%
31	68	Unknown	8	*	12	*	*	9	*	6	*	6	14	14	7	8	69	73	2%
*	13	Ethiopia	*	*	*	5	*	*	*	9	*	8	5	*	8	*	46	50	1%
*	*	Turkey	*	*	*	*	*	*	*	*	9	*	*	17	17	*	50	50	1%
109	80	Others	14	12	26	*	7	13	5	8	13	10	14	20	13	12	116	128	3%
986	2.191	Total	351	281	632	182	160	200	142	262	254	422	605	642	599	474	3.942	4.223	100%

* To conceal the lowest figures, all values between 0 and 4 are replaced by asterisk.

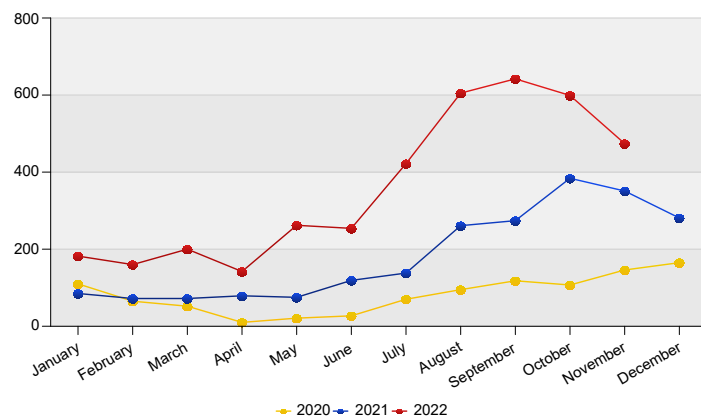
Top Unaccompanied minor asylum applications in The Netherlands November 2022

	Country of citizenship		%
1	Syrian Arab Republic	274	58%
2	Eritrea	65	14%
3	Somalia	32	7%
4	Yemen	26	5%
5	Afghanistan	25	5%
	Others	52	11%
Total November 2022		474	100%

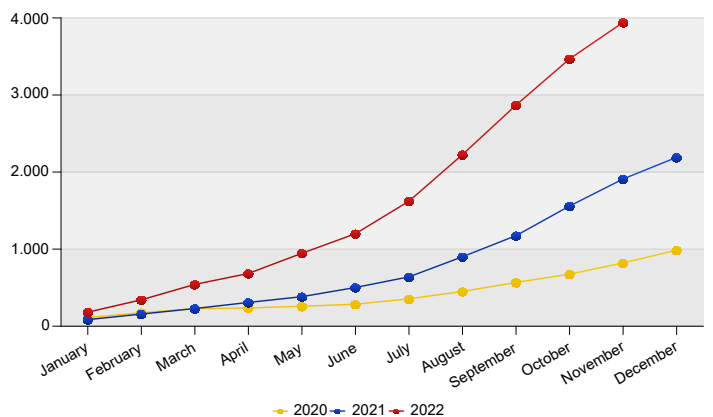
Top Nationalities unaccompanied minor asylum applications last twelve months
 Period: Dec 2021 - Nov 2022
 Number of unaccompanied minor asylum applications: 4.223



Unaccompanied minor asylum applications in The Netherlands



Cumulative development of Unaccompanied minor asylum applications in The Netherlands



Monthly First Asylum Applications in The Netherlands in 2022
Source: METIS

Country of citizenships	Jan	Feb	Mar	Apr	May	Jun	Jul	Aug	Sep	Oct	Nov	2019	2020	2021	2022	
Afghanistan	125	93	506	303	120	205	306	532	243	120	113	437	389	3.006	2.666	
Albania	*	*	*	*	*	*	*	*	*	*	*	*	*	*	*	
Algeria	86	110	114	46	89	77	50	71	82	130	197	1.211	993	1.105	1.052	
Angola	*	*	*	*	*	*	*	*	*	*	*	*	*	*	*	
Argentina	*	*	*	*	*	*	*	*	*	*	*	*	*	*	*	
Armenia	*	*	*	*	6	*	6	7	8	*	12	72	25	33	48	
Australia	*	*	*	*	*	*	*	*	*	*	*	*	*	*	*	
Azerbaijan	15	6	8	22	5	15	*	14	9	5	16	375	115	78	119	
Bahrain	*	*	*	*	*	*	*	*	*	*	*	*	*	*	*	
Bangladesh	*	*	*	*	*	*	*	*	*	*	*	*	20	21	11	17
Barbados	*	*	*	*	*	*	*	*	*	*	*	*	*	*	*	
Belarus	9	12	*	19	9	5	*	8	8	7	5	165	84	86	88	
Benin	*	*	*	*	*	*	*	*	*	*	*	*	*	*	*	
Bolivia	5	*	*	*	*	*	*	*	*	*	*	*	*	*	7	
Bosnia and Herzegovina	*	*	*	*	*	*	*	*	*	*	8	72	11	5	15	
Botswana	*	*	*	*	*	*	*	*	*	*	*	*	*	*	*	
Brazil	*	*	*	*	*	*	*	*	*	*	*	*	*	*	*	
Bulgaria	*	*	*	*	*	*	*	*	*	*	*	8	19	17	11	
Burkina Faso	*	*	*	*	*	*	*	*	*	*	*	8	8	8	*	
Burundi	*	*	*	*	*	*	*	*	*	*	*	*	*	*	13	
Cambodia	*	*	*	*	*	*	*	*	*	*	*	*	*	*	*	
Cameroon	5	*	*	*	*	*	*	*	*	*	*	49	36	17	24	
Canada	*	*	*	*	*	*	*	*	*	*	*	*	*	*	*	
Cape Verde	*	*	*	*	*	*	*	*	*	*	*	*	*	*	*	
Central African Republic	*	*	*	*	*	*	*	*	*	*	*	*	*	*	*	
Chad	*	*	*	*	*	*	*	*	*	*	*	22	11	17	9	
Chile	*	*	*	*	*	*	*	*	*	*	*	*	*	*	6	
China (including Hong Kong)	11	*	6	10	13	13	15	16	18	16	13	155	56	153	132	
Colombia	24	31	49	64	48	22	35	32	42	55	76	158	106	187	478	
Comoros	*	*	*	*	*	*	*	*	*	*	*	*	*	*	*	
Congo, the Democratic Republic of the	*	*	5	*	*	5	*	*	*	5	*	10	10	11	25	
Congo, the Republic of the	*	*	*	*	*	*	*	*	*	*	*	43	17	25	21	
Costa Rica	*	*	*	*	*	*	*	*	*	*	*	*	*	*	*	
Cote d'Ivoire	*	*	*	*	*	*	*	*	*	*	*	49	29	11	9	
Croatia	*	*	*	*	*	*	*	*	*	*	*	*	*	*	*	
Cuba	*	*	*	*	*	*	*	*	*	*	*	18	8	17	12	
Czech Republic	*	*	*	*	*	*	*	*	*	*	*	*	5	*	*	
Djibouti	*	*	*	*	*	*	*	*	*	*	*	*	*	*	*	
Dominica	*	*	*	*	*	*	*	*	*	*	*	*	*	*	*	
Dominican Republic	*	*	*	*	*	*	*	*	*	*	*	9	5	*	7	
Ecuador	*	*	*	*	*	*	*	*	*	*	*	*	*	*	*	
Egypt	15	12	28	10	15	20	22	33	26	20	34	190	101	146	235	
El Salvador	8	*	11	*	5	10	8	10	10	8	*	34	28	33	75	
Equatorial Guinea	*	*	*	*	*	*	*	*	*	*	*	*	*	*	*	
Eritrea	84	87	78	87	82	86	130	168	167	151	152	501	368	768	1.270	
Estonia	*	*	*	*	*	*	*	*	*	*	*	*	*	*	*	
Ethiopia	22	13	30	13	39	20	26	32	20	33	31	92	44	167	279	
France	*	*	*	*	*	*	*	*	*	*	*	7	*	*	*	
Gabon	*	*	*	*	*	*	*	*	*	*	*	*	*	*	*	
Gambia	*	8	15	6	13	5	6	9	9	10	10	539	204	140	94	
Georgia	*	5	13	12	22	11	7	20	11	26	19	326	163	89	148	
Germany	*	*	*	*	*	*	*	*	*	*	*	9	6	9	*	
Ghana	*	*	*	5	*	*	*	*	*	*	5	89	41	40	33	
Greece	*	*	*	*	*	*	*	*	*	*	*	5	*	*	*	
Guatemala	*	*	*	*	*	*	*	*	*	*	*	*	*	*	*	
Guinea	10	*	13	6	8	10	6	6	*	12	7	195	108	79	85	
Guinea-Bissau	*	*	*	*	*	*	*	*	*	*	*	28	10	*	*	
Guyana	*	*	*	*	*	*	*	*	*	*	*	*	*	*	5	
Haiti	*	*	*	*	*	*	*	*	*	*	*	7	*	15	9	
Honduras	*	*	*	*	*	*	*	*	*	*	*	10	6	8	*	
Hungary	*	*	*	*	*	*	*	*	*	*	*	*	5	*	*	
India	31	24	*	*	13	16	6	*	*	8	6	49	14	120	116	
Indonesia	*	*	*	*	*	*	*	*	*	*	*	8	9	6	*	
Iran (Islamic Republic of)	35	16	32	27	34	37	37	67	105	97	126	1.534	370	263	613	
Iraq	47	28	58	59	24	29	43	55	67	85	61	621	336	746	556	
Ireland	*	*	*	*	*	*	*	*	*	*	*	*	*	*	*	
Israel	*	*	*	*	*	*	*	*	*	*	*	*	*	*	*	
Italy	*	*	*	*	*	*	*	*	*	*	*	7	5	*	*	
Jamaica	*	*	*	*	*	*	*	*	*	*	5	19	6	18	17	
Japan	*	*	*	*	*	*	*	*	*	*	*	*	*	*	*	
Jordan	6	*	9	12	*	*	5	9	9	*	20	116	55	19	79	
Kazakhstan	13	*	*	8	*	*	*	5	*	*	6	36	28	13	40	
Kenya	*	*	*	*	*	*	*	*	6	*	*	5	12	*	15	
Korea, Democratic People's Republic of	*	*	*	*	*	*	*	*	5	*	*	*	*	*	5	
Korea, Republic of	*	*	*	*	*	*	*	*	*	*	*	*	*	7	*	
Kosovo / UNSCR 1244	*	*	*	*	*	*	*	*	*	*	*	56	42	22	9	
Kuwait	*	*	*	*	*	*	*	*	*	*	*	6	8	*	8	
Kyrgyzstan	*	*	5	*	*	*	5	*	*	*	*	16	*	*	17	
Latvia	*	*	*	*	*	*	*	*	*	*	*	*	*	*	*	
Lebanon	*	*	*	*	7	13	5	*	6	7	*	119	88	69	57	
Liberia	*	*	*	*	*	*	*	*	*	*	*	29	11	10	9	
Libyan Arab Jamahiriya	*	*	19	10	7	6	*	17	20	33	35	304	188	124	158	
Lithuania	*	*	*	*	*	*	*	*	*	*	*	*	*	*	*	
Madagascar	*	*	*	*	*	*	*	*	*	*	*	*	*	*	*	
Malawi	*	*	*	*	*	*	*	*	*	*	*	*	*	*	*	
Malaysia	*	*	*	*	*	*	*	*	*	*	*	*	*	10	*	
Maldives	*	*	*	*	*	*	*	*	*	*	*	*	*	*	*	
Mali	5	*	*	*	*	*	*	*	*	*	*	42	21	23	20	
Malta	*	*	*	*	*	*	*	*	*	*	*	*	*	*	*	
Mauritania	*	*	*	*	*	*	*	*	*	*	*	12	11	5	*	
Mauritius	*	*	*	*	*	*	*	*	*	*	*	*	*	*	*	
Mexico	6	*	*	*	*	5	*	*	*	*	*	5	7	16	14	
Moldova, Republic of	*	*	16	13	32	14	12	15	27	6	35	1.207	32	40	171	

Monthly First Asylum Applications in The Netherlands in 2022

Source: METIS

Country of citizenships	Jan	Feb	Mar	Apr	May	Jun	Jul	Aug	Sep	Oct	Nov	2019	2020	2021	2022
Mongolia	*	*	*	*	*	*	*	*	*	*	*	14	13	8	5
Montenegro	*	*	*	*	*	*	*	*	*	*	*	21	*	*	*
Morocco	53	53	82	56	77	46	32	43	68	67	78	1.062	774	907	655
Mozambique	*	*	*	*	*	*	*	*	*	*	*	*	*	*	*
Myanmar	*	*	*	9	12	6	*	*	*	*	11	28	16	16	56
Namibia	*	*	*	*	*	*	*	*	*	*	*	*	*	*	*
Nepal	*	*	*	*	*	*	*	*	*	8	*	8	*	*	9
Netherlands	*	*	*	*	*	*	*	*	*	*	*	*	*	*	*
Nicaragua	*	*	15	*	*	*	5	*	*	13	8	37	5	*	55
Niger	*	*	*	*	*	*	*	*	*	*	*	56	27	16	17
Nigeria	48	31	56	48	58	29	24	57	43	42	44	2.102	633	418	480
Norway	*	*	*	*	*	*	*	*	*	*	*	*	*	*	*
Oman	*	*	*	*	*	*	*	*	*	*	*	*	*	*	*
Pakistan	202	84	87	50	49	30	32	70	105	67	48	397	267	443	824
Palestinian Territory, Occupied	*	*	*	*	*	5	*	5	5	*	*	40	17	17	32
Panama	*	*	*	*	*	*	*	*	*	*	*	*	*	*	*
Peru	*	*	*	*	*	*	5	*	*	*	*	11	7	6	15
Philippines	*	*	*	*	*	*	*	*	*	*	*	*	8	*	*
Poland	*	*	*	*	*	*	*	*	*	*	*	*	10	*	8
Portugal	*	*	*	*	*	*	*	*	*	*	*	*	*	*	*
Qatar	*	*	*	*	*	*	*	*	*	*	*	*	*	*	*
Republic of North Macedonia	*	5	*	*	*	*	*	*	*	*	*	264	54	15	11
Romania	*	*	*	*	*	*	*	*	*	*	*	*	*	*	*
Russian Federation	16	19	83	68	56	44	21	21	38	90	86	398	180	205	542
Rwanda	*	*	*	*	*	*	*	*	*	*	*	5	5	9	6
Saint Kitts and Nevis	*	*	*	*	*	*	*	*	*	*	*	*	*	*	*
Saudi Arabia	*	*	5	*	*	7	5	*	*	5	*	19	9	31	34
Senegal	*	*	*	*	*	*	*	*	*	*	*	107	45	42	19
Serbia	*	*	*	*	*	*	10	*	*	*	*	326	82	32	19
Sierra Leone	6	*	8	6	5	*	*	*	11	13	15	111	58	66	76
Somalia	87	97	157	79	150	69	94	119	115	134	181	222	202	903	1.282
South Africa	*	*	*	*	*	*	*	*	*	*	*	9	5	7	17
South Sudan	*	*	*	*	*	*	*	*	*	*	*	5	8	16	7
Spain	*	*	*	*	*	*	*	*	*	*	*	*	*	*	*
Sri Lanka	*	*	*	*	*	*	*	*	*	*	*	56	22	20	29
Stateless	*	*	*	*	*	*	*	13	*	7	*	38	33	43	35
Sudan	11	12	17	20	12	10	9	18	16	15	29	199	157	135	169
Suriname	*	*	*	*	*	*	*	*	*	*	*	*	17	*	7
Syrian Arab Republic	550	461	616	572	757	914	1.041	1.510	2.047	1.738	1.652	3.675	4.022	8.323	11.858
Taiwan	*	*	*	*	*	*	*	*	*	*	*	*	*	*	*
Tajikistan	*	*	23	*	*	5	*	8	*	*	*	109	19	17	46
Tanzania, United Republic of	*	*	*	*	*	*	*	*	*	*	*	14	17	5	10
Thailand	*	*	*	*	*	*	*	*	*	*	*	*	*	*	*
Togo	*	*	*	*	*	*	*	*	*	*	*	11	*	*	*
Trinidad and Tobago	*	*	*	*	*	*	*	*	*	*	*	13	*	9	18
Tunisia	29	16	23	9	13	19	19	19	21	45	32	296	242	264	245
Turkey	122	86	154	206	195	293	253	297	386	301	219	1.251	989	2.459	2.512
Turkmenistan	*	*	9	6	*	*	*	*	*	*	*	5	*	19	25
Uganda	*	*	9	15	10	6	13	26	25	25	43	220	85	57	176
Ukraine	6	16	34	7	70	40	33	38	45	58	50	132	42	71	397
United Arab Emirates	*	*	*	*	*	*	*	*	*	*	*	*	*	*	*
United Kingdom	*	*	*	*	*	*	*	*	*	*	*	*	*	*	7
United States of America	*	*	*	*	*	5	*	*	*	*	*	17	11	14	16
Unknown	88	53	95	55	86	64	79	107	151	102	113	870	581	829	993
Uzbekistan	*	*	*	13	6	9	*	*	*	*	6	7	11	22	55
Venezuela	8	18	13	15	9	14	11	*	11	41	21	182	83	72	165
Viet Nam	*	*	*	*	*	*	*	*	*	*	*	50	18	13	7
Yemen	90	118	316	183	171	195	185	209	285	285	265	645	410	1.189	2.302
Zambia	*	*	*	*	*	*	*	*	*	*	*	*	*	*	5
Zimbabwe	*	*	*	*	*	*	*	*	*	*	*	20	12	6	12
Other	*	*	*	*	*	*	*	*	*	*	*	50	7	*	*
Totaal	1.959	1.598	2.897	2.220	2.389	2.506	2.680	3.760	4.360	3.965	3.981	22.533	13.673	24.686	32.315

* To conceal the lowest figures, all values between 0 and 4 are replaced by asterisk.
Selection criterion for this table: all nationalities with at least 1 application in the current year.