



Immigratie- en Naturalisatiedienst  
*Ministerie van Justitie en Veiligheid*

## **Asylum Trends**

Monthly Report on Asylum Applications in The Netherlands

February 2023

## Colophon

<b>Title</b>	Asylum Trends
<b>Subtitle</b>	Monthly Report on Asylum Applications in The Netherlands Recent trends
<b>Author</b>	Ministry of Justice and Security Immigration and Naturalisation Service (IND) IND Business Information Centre (BIC) Rijnstraat 8   2515 XP Den Haag Postbus 16275   2500 BG Den Haag

Migratie in beweging



EUROPESE UNIE  
Het Fonds voor asiel,  
migratie en integratie

# Contents

<i>Colophon</i>	2
-----------------	---

## **Asylum applications in The Netherlands**

Total asylum applications in The Netherlands	4
First asylum applications in The Netherlands	5
Repeated asylum applications in The Netherlands	6
Family reunification in The Netherlands	7
Unaccompanied minor asylum seekers in The Netherlands	8
Monthly first asylum applications in The Netherlands	9

## **Appendix**

Appendix: Relocation and Resettlement

**Total asylum influx in The Netherlands (first applications, repeated applications, family reunification influx)**  
Source: METIS

Top 10 Last thirteen months **total** asylum applications in The Netherlands

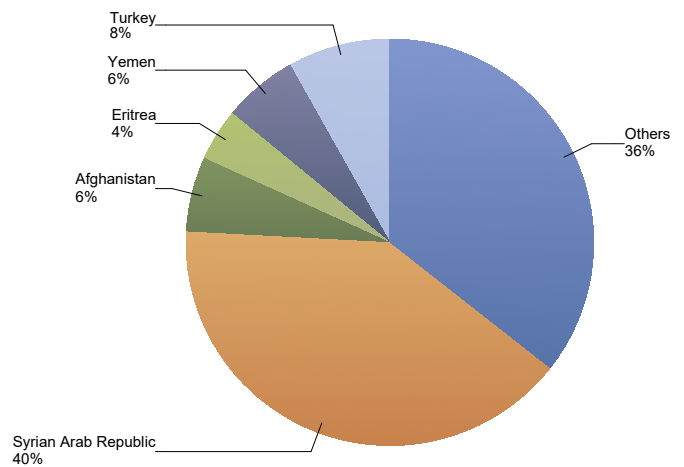
Total 2021	Total 2022	Country of citizenship	2022												2023			Last 12 months	Perc
			Feb	Mar	Apr	May	Jun	Jul	Aug	Sep	Oct	Nov	Dec	Total	Jan	Feb	Total		
14.904	19.989	Syrian Arab Republic	979	1.396	1.191	1.406	1.915	2.114	2.289	2.702	2.099	1.865	1.015	18.971	821	747	1.568	19.560	40%
3.215	3.802	Turkey	139	210	250	269	431	545	416	466	388	276	253	3.643	225	234	459	3.963	8%
3.425	2.945	Afghanistan	109	542	310	144	208	319	555	254	141	128	93	2.803	88	98	186	2.880	6%
1.855	2.813	Yemen	149	350	201	211	263	261	226	301	300	281	142	2.685	166	171	337	2.873	6%
1.576	1.935	Eritrea	122	112	138	126	152	191	211	237	214	184	136	1.823	139	176	315	2.016	4%
1.059	1.624	Somalia	114	177	81	155	90	110	122	138	145	191	205	1.528	171	161	332	1.746	4%
1.176	1.264	Algeria	117	118	51	93	85	53	74	84	133	203	165	1.176	157	142	299	1.358	3%
952	1.277	Unknown	77	135	67	95	74	92	115	163	125	122	113	1.178	120	86	206	1.307	3%
607	1.135	Iran (Islamic Republic of)	54	70	64	82	76	77	104	133	137	161	121	1.079	161	109	270	1.295	3%
84	1.078	Ukraine	20	41	8	206	113	103	119	119	149	143	50	1.071	56	30	86	1.137	2%
7.767	10.129	Others	634	1.020	858	780	692	625	788	892	1.037	1.030	950	9.306	902	869	1.771	10.443	21%
36.620	47.991	Total	2.514	4.171	3.219	3.567	4.099	4.490	5.019	5.489	4.868	4.584	3.243	45.263	3.006	2.823	5.829	48.578	100%

\* To conceal the lowest figures, all values between 0 and 4 are replaced by asterisk.

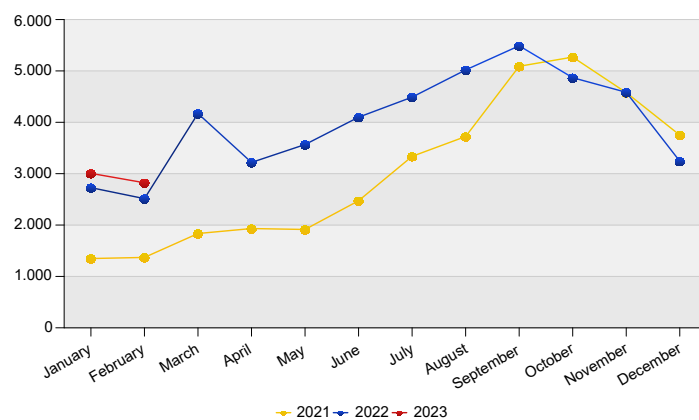
Top Total asylum applications in The Netherlands February 2023

	Country of citizenship		%
1	Syrian Arab Republic	747	26%
2	Turkey	234	8%
3	Eritrea	176	6%
4	Yemen	171	6%
5	Somalia	161	6%
6	Algeria	142	5%
7	Iran (Islamic Republic of)	109	4%
8	Afghanistan	98	3%
9	Iraq	97	3%
10	Morocco	96	3%
	Others	792	28%
<b>Total February 2023</b>		<b>2.823</b>	<b>100%</b>

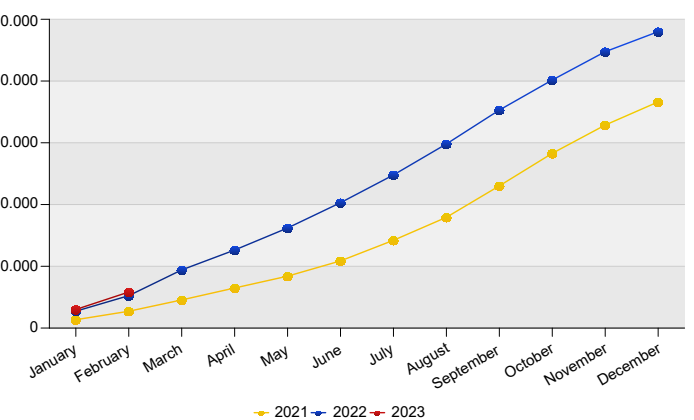
Top Nationalities total applications last twelve months  
Period: Mar 2022 - Feb 2023  
Number of total asylum applications: 48.578



Total asylum applications in The Netherlands



Cumulative development of total asylum applications in The Netherlands



**First asylum applications in The Netherlands**  
Source: METIS

Top 10 Last thirteen months **first** asylum applications in The Netherlands

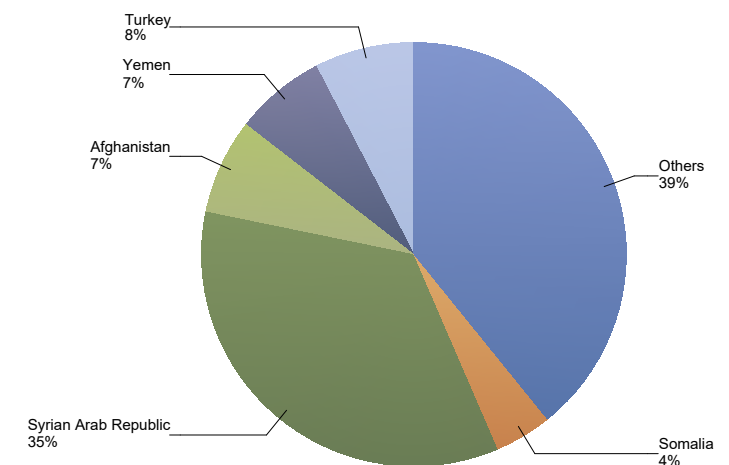
Total 2021	Total 2022 **	Country of citizenship	2022												2023			Last 12 months	Perc
			Feb	Mar	Apr	May	Jun	Jul	Aug	Sep	Oct	Nov	Dec	Total	Jan	Feb	Total		
8.323	12.648	Syrian Arab Republic	461	612	572	758	914	1.040	1.510	2.047	1.738	1.652	794	12.098	638	455	1.093	12.730	35%
2.459	2.684	Turkey	86	154	206	195	293	252	297	386	302	218	173	2.562	163	155	318	2.794	8%
3.006	2.732	Afghanistan	93	506	303	120	205	306	531	243	121	110	69	2.607	65	84	149	2.663	7%
1.189	2.428	Yemen	118	316	183	171	195	185	209	285	284	265	127	2.338	156	152	308	2.528	7%
903	1.457	Somalia	97	157	79	150	69	94	119	115	134	181	175	1.370	161	157	318	1.591	4%
768	1.365	Eritrea	87	78	87	82	86	130	166	167	151	152	95	1.281	90	138	228	1.422	4%
1.105	1.206	Algeria	110	114	46	89	77	50	71	82	130	197	154	1.120	153	138	291	1.301	4%
829	1.113	Unknown	53	95	55	86	64	79	106	151	122	113	101	1.025	114	75	189	1.161	3%
71	1.060	Ukraine	16	34	7	206	112	102	119	118	148	143	49	1.054	56	26	82	1.120	3%
263	702	Iran (Islamic Republic of)	16	32	27	34	37	37	67	105	97	126	89	667	141	99	240	891	2%
5.770	8.140	Others	461	795	655	637	525	470	644	734	849	915	769	7.454	762	715	1.477	8.470	23%
<b>24.686</b>	<b>35.535</b>	<b>Total</b>	<b>1.598</b>	<b>2.893</b>	<b>2.220</b>	<b>2.528</b>	<b>2.577</b>	<b>2.745</b>	<b>3.839</b>	<b>4.433</b>	<b>4.076</b>	<b>4.072</b>	<b>2.595</b>	<b>33.576</b>	<b>2.499</b>	<b>2.194</b>	<b>4.693</b>	<b>36.671</b>	<b>100%</b>

\* To conceal the lowest figures, all values between 0 and 4 are replaced by asterisk.

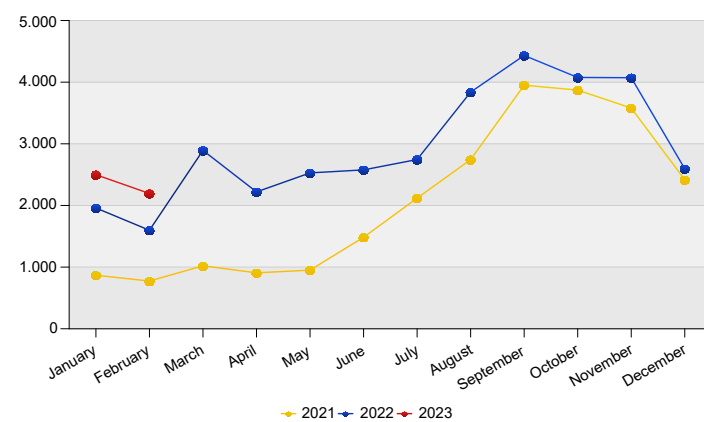
Top First asylum applications in The Netherlands February 2023

	Country of citizenship		%
1	Syrian Arab Republic	455	21%
2	Somalia	157	7%
3	Turkey	155	7%
4	Yemen	152	7%
5	Algeria	138	6%
6	Eritrea	138	6%
7	Iran (Islamic Republic of)	99	5%
8	Morocco	85	4%
9	Afghanistan	84	4%
10	Unknown	75	3%
11	Iraq	67	3%
	Others	589	27%
<b>Total February 2023</b>		<b>2.194</b>	<b>100%</b>

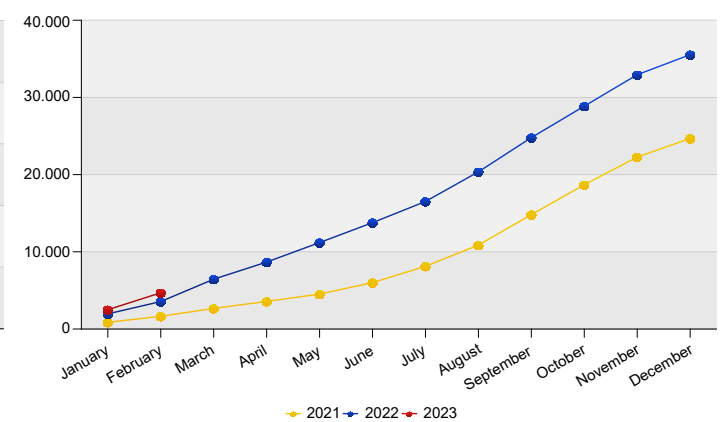
Top Nationalities first applications last twelve months  
Period: Mar 2022 - Feb 2023  
Number of first asylum applications: 36.671



First asylum applications in The Netherlands



Cumulative development of first asylum applications in The Netherlands



**Repeated asylum applications in The Netherlands**  
Source: METIS

Top 10 Last thirteen months repeated asylum applications in The Netherlands

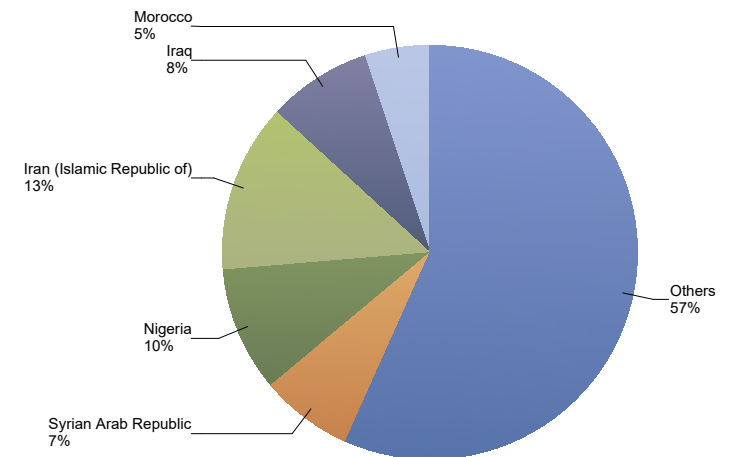
Total 2021	Total 2022	Country of citizenship	2022												2023			Last 12 months	Perc
			Feb	Mar	Apr	May	Jun	Jul	Aug	Sep	Oct	Nov	Dec	Total	Jan	Feb	Total		
221	218	Iran (Islamic Republic of)	25	8	17	24	17	20	14	7	20	28	23	203	17	*	20	198	13%
92	151	Nigeria	18	23	17	*	17	*	10	7	17	10	20	144	9	12	21	147	10%
122	132	Iraq	17	10	22	10	17	14	7	9	9	5	7	127	10	*	12	122	8%
142	103	Syrian Arab Republic	8	7	7	6	*	15	11	6	14	12	5	95	9	13	22	109	7%
73	54	Morocco	*	*	*	*	*	*	*	9	15	11	54	14	11	25	77	5%	
62	54	Algeria	7	*	5	*	7	*	*	*	*	11	52	*	*	8	53	4%	
77	43	Eritrea	*	*	*	*	*	9	*	5	*	8	42	*	6	10	52	3%	
21	49	Pakistan	*	*	*	5	10	9	*	5	*	*	47	*	*	5	50	3%	
33	39	Uganda	*	*	*	7	*	*	*	*	7	*	35	5	*	8	42	3%	
301	54	Afghanistan	13	13	*	9	*	*	*	*	*	5	50	*	*	*	41	3%	
66	42	Somalia	*	*	*	*	*	*	*	11	*	*	39	*	*	*	40	3%	
28	35	Egypt	*	5	*	*	*	*	10	*	*	*	29	*	*	6	33	2%	
576	555	Others	42	58	60	45	47	48	44	31	40	35	498	36	52	88	544	36%	
1.814	1.529	Total	140	141	147	124	123	127	114	90	130	130	149	1.415	116	117	233	1.508	100%

\* To conceal the lowest figures, all values between 0 and 4 are replaced by asterisk.

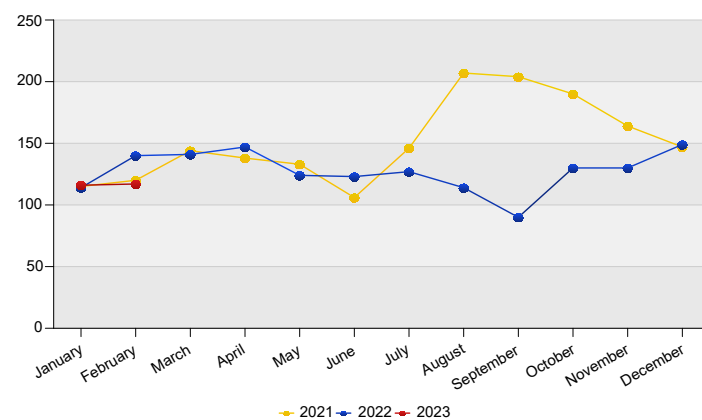
Top Repeated asylum applications in The Netherlands February 2023

Country of citizenship			%
1	Syrian Arab Republic	13	11%
2	Nigeria	12	10%
3	Morocco	11	9%
4	Eritrea	6	5%
5	Ethiopia	6	5%
6	Unknown	6	5%
7	Russian Federation	5	4%
	Others	58	50%
<b>Total February 2023</b>		<b>117</b>	<b>100%</b>

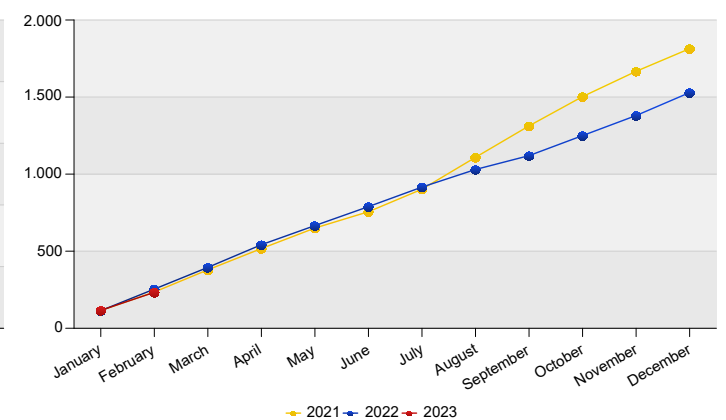
Top Nationalities repeated asylum applications last twelve months  
Period: Mar 2022 - Feb 2023  
Number of repeated asylum applications: 1.508



Repeated asylum applications in The Netherlands



Cumulative development of repeated asylum applications in The Netherlands



**Influx of family reunification in The Netherlands (Council Directive 2003/86/EC Chapter V)**  
Source: METIS

Top 10 Last thirteen months Influx of family reunification in The Netherlands

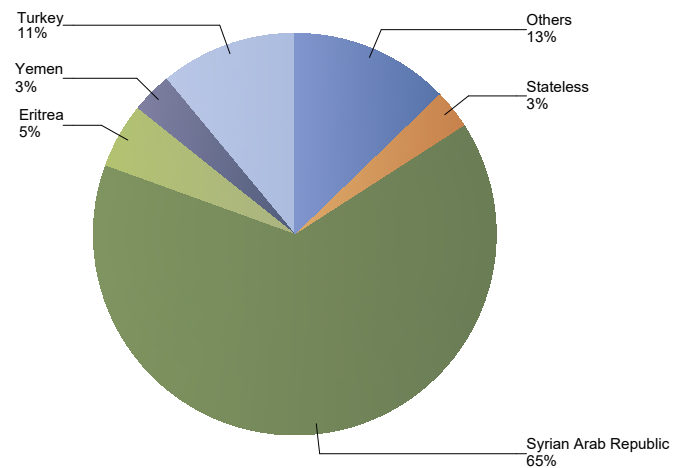
Total 2021	Total 2022	Country of citizenship	2022												2023			Last 12 months	Perc
			Feb	Mar	Apr	May	Jun	Jul	Aug	Sep	Oct	Nov	Dec	Total	Jan	Feb	Total		
6.439	7.238	Syrian Arab Republic	510	777	612	642	997	1.059	768	649	347	201	216	6.778	174	279	453	6.721	65%
735	1.094	Turkey	50	54	44	73	137	291	114	78	85	52	79	1.057	61	76	137	1.144	11%
731	527	Eritrea	35	33	47	42	66	52	41	65	59	24	36	500	45	32	77	542	5%
651	377	Yemen	29	33	14	40	68	76	17	16	16	15	15	339	10	19	29	339	3%
342	370	Stateless	47	67	45	27	24	21	19	24	40	10	25	349	8	17	25	327	3%
123	215	Iran (Islamic Republic of)	13	30	20	24	22	20	23	21	20	7	9	209	*	7	10	206	2%
118	159	Afghanistan	*	23	5	15	*	11	22	11	19	13	21	146	21	12	33	176	2%
265	130	Iraq	12	24	11	*	13	8	10	11	10	*	19	119	10	28	38	145	1%
168	137	Pakistan	7	8	12	*	20	5	5	22	22	7	15	126	6	6	12	131	1%
100	140	Unknown	19	37	10	8	8	13	5	11	*	8	9	131	5	5	10	122	1%
448	540	Others	51	51	32	40	41	62	42	58	41	45	55	518	48	31	79	546	5%
10.120	10.927	<b>Total</b>	<b>776</b>	<b>1.137</b>	<b>852</b>	<b>915</b>	<b>1.399</b>	<b>1.618</b>	<b>1.066</b>	<b>966</b>	<b>662</b>	<b>382</b>	<b>499</b>	<b>10.272</b>	<b>391</b>	<b>512</b>	<b>903</b>	<b>10.399</b>	<b>100%</b>

\* To conceal the lowest figures, all values between 0 and 4 are replaced by asterisk.

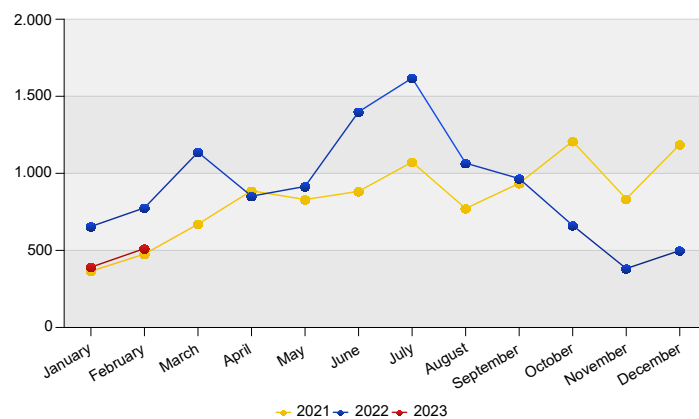
Top Influx of family reunification in The Netherlands February 2023

Country of citizenship			%
1	Syrian Arab Republic	279	54%
2	Turkey	76	15%
3	Eritrea	32	6%
4	Iraq	28	5%
5	Yemen	19	4%
	Others	78	15%
<b>Total February 2023</b>		<b>512</b>	<b>100%</b>

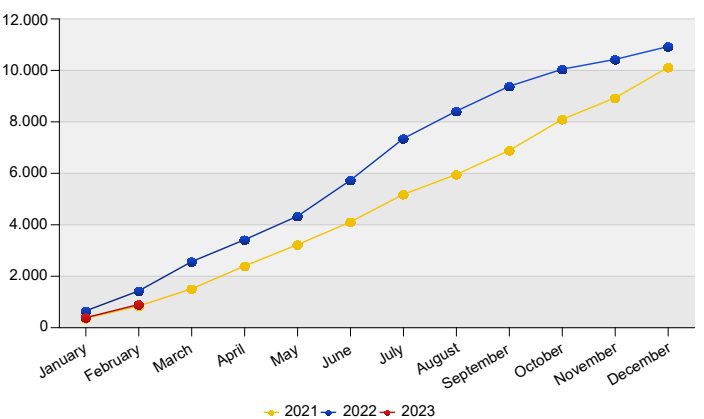
Top Nationalities Influx of family reunification last twelve months  
Period: Mar 2022 - Feb 2023  
Number of influx family reunification: 10.399



Influx of family reunification in The Netherlands



Cumulative development of Influx of family reunification in The Netherlands



**Influx of indicated unaccompanied minor asylum seekers in The Netherlands**  
 Source: METIS

Top 10 Unaccompanied minor asylum applications in The Netherlands

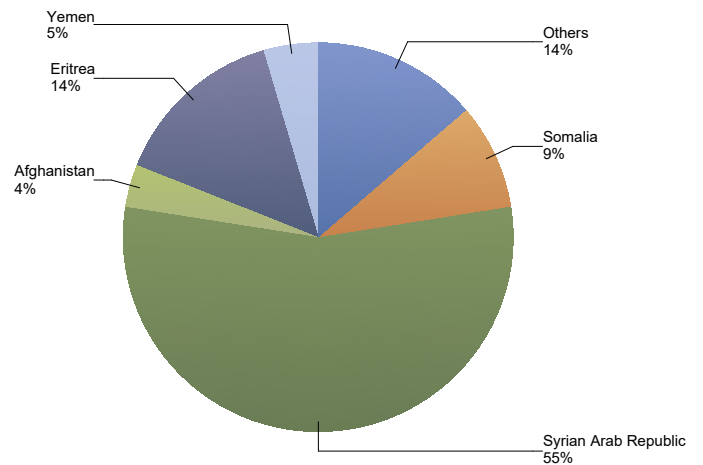
Total 2021	Total 2022	Country of citizenship	2022												2023			Last 12 months	Perc
			Feb	Mar	Apr	May	Jun	Jul	Aug	Sep	Oct	Nov	Dec	Total	Jan	Feb	Total		
1.078	2.427	Syrian Arab Republic	83	72	65	147	138	253	385	408	360	299	126	2.336	89	55	144	2.397	55%
235	606	Eritrea	32	20	31	26	33	82	94	84	68	76	27	573	30	57	87	628	14%
185	319	Somalia	17	33	12	25	9	21	27	32	45	31	48	300	49	52	101	384	9%
70	188	Yemen	*	20	9	13	18	16	16	22	25	27	8	178	15	10	25	199	5%
87	145	Afghanistan	6	10	*	8	15	11	14	12	16	29	11	136	13	11	24	154	4%
163	93	Iraq	*	9	11	*	*	5	16	13	18	6	*	87	11	11	22	107	2%
72	72	Algeria	*	*	*	9	8	*	9	*	5	13	15	71	10	8	18	87	2%
68	72	Unknown	*	9	*	6	*	6	14	14	8	9	*	71	*	*	6	77	2%
136	69	Morocco	5	7	*	9	7	*	*	7	*	8	9	63	9	8	17	75	2%
*	52	Turkey	*	*	*	*	9	*	*	17	17	*	*	50	*	*	*	53	1%
93	164	Others	6	16	6	17	13	18	18	22	18	18	6	158	21	24	45	197	5%
2.191	4.207	Total	157	198	143	263	253	421	600	634	582	516	256	4.023	252	240	492	4.358	100%

\* To conceal the lowest figures, all values between 0 and 4 are replaced by asterisk.

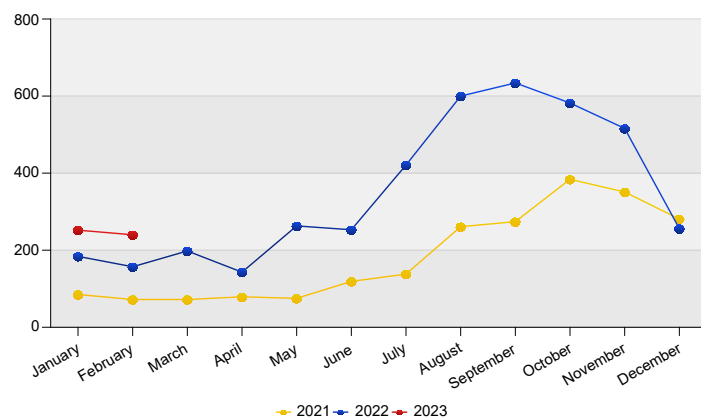
Top Unaccompanied minor asylum applications in The Netherlands February 2023

Country of citizenship		%
1 Eritrea	57	24%
2 Syrian Arab Republic	55	23%
3 Somalia	52	22%
4 Afghanistan	11	5%
5 Iraq	11	5%
6 Yemen	10	4%
Others	44	18%
<b>Total February 2023</b>	<b>240</b>	<b>100%</b>

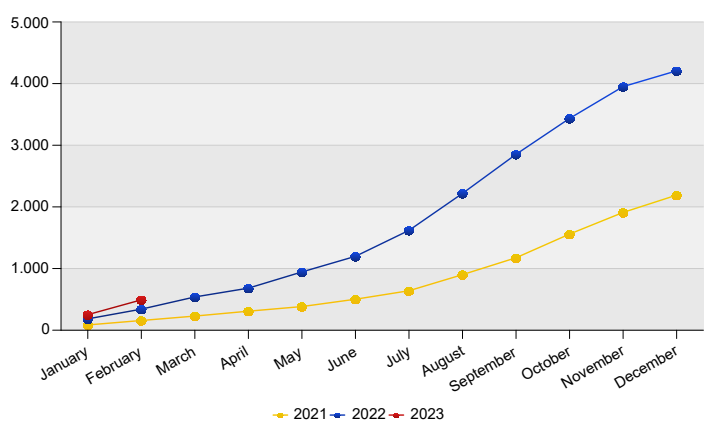
Top Nationalities unaccompanied minor asylum applications last twelve months  
 Period: Mar 2022 - Feb 2023  
 Number of unaccompanied minor asylum applications: 4.358



Unaccompanied minor asylum applications in The Netherlands



Cumulative development of Unaccompanied minor asylum applications in The Netherlands





## Monthly First Asylum Applications in The Netherlands in 2023

Source: METiS

Country of citizenships	Jan	Feb	2020	2021	2022	2023
Afghanistan	65	84	389	3.006	2.732	149
Albania	*	8	82	54	52	11
Algeria	153	138	993	1.105	1.206	291
Angola	*	*	12	5	17	5
Argentina	*	*	*	6	5	*
Armenia	*	5	25	33	50	6
Australia	*	*	*	*	*	*
Azerbaijan	12	16	115	78	127	28
Bahrain	*	6	5	*	5	7
Bangladesh	*	*	21	11	18	*
Belarus	14	*	84	86	94	16
Benin	*	*	*	*	9	*
Bolivia	*	*	*	*	7	*
Bosnia and Herzegovina	*	*	11	5	15	*
Botswana	*	*	*	*	*	*
Brazil	*	*	19	17	12	*
Bulgaria	*	*	5	*	*	*
Burkina Faso	*	*	8	8	*	*
Burundi	*	*	*	*	16	*
Cambodia	*	*	*	*	*	*
Cameroon	*	*	36	17	24	5
Canada	*	*	*	*	*	*
Cape Verde	*	*	*	*	*	*
Central African Republic	*	*	*	*	*	*
Chad	*	*	11	17	10	*
Chile	*	*	*	*	7	*
China (including Hong Kong)	27	18	56	153	151	45
Colombia	11	54	106	187	519	65
Comoros	*	*	*	*	*	*
Congo, the Democratic Republic of the	*	*	10	11	27	*
Congo, the Republic of the	*	*	17	25	22	*
Costa Rica	*	*	*	*	*	*
Cote d'Ivoire	*	*	29	11	10	*
Cuba	*	*	8	17	13	*
Czech Republic	*	*	5	*	*	*
Dominica	*	*	*	*	*	*
Dominican Republic	*	*	5	*	7	*
Ecuador	*	*	*	*	*	*
Egypt	20	13	101	146	262	33
El Salvador	*	*	28	33	75	8
Equatorial Guinea	*	*	*	*	*	*
Eritrea	90	138	368	768	1.365	228
Estonia	*	*	*	*	*	*
Ethiopia	19	19	44	167	305	38
France	*	*	*	*	5	*
Gambia	14	8	204	140	102	22
Georgia	15	15	163	89	156	30



## Monthly First Asylum Applications in The Netherlands in 2023

Source: METiS

Country of citizenships	Jan	Feb	2020	2021	2022	2023
Germany	*	*	6	9	*	*
Ghana	5	6	41	40	35	11
Greece	*	*	*	*	*	*
Guatemala	*	*	*	*	*	*
Guinea	18	*	108	79	95	22
Guinea-Bissau	*	*	10	*	*	*
Guyana	*	*	*	*	5	*
Haiti	*	*	*	15	10	*
Honduras	*	*	6	8	*	*
Hungary	*	*	5	*	*	*
India	26	14	14	120	123	40
Indonesia	*	*	9	6	*	*
Iran (Islamic Republic of)	141	99	370	263	702	240
Iraq	64	67	336	746	671	131
Ireland	*	*	*	*	*	*
Israel	*	*	*	*	*	*
Jamaica	6	*	6	18	17	6
Japan	*	*	*	*	*	*
Jordan	18	11	55	19	85	29
Kazakhstan	*	6	28	13	41	8
Kenya	*	*	12	*	18	*
Korea, Democratic People's Republic of	*	*	*	*	5	*
Kosovo	*	*	*	*	9	*
Kuwait	*	*	8	*	9	*
Kyrgyzstan	*	*	*	*	18	*
Latvia	*	*	*	*	*	*
Lebanon	9	5	88	69	65	14
Liberia	*	*	11	10	9	*
Libyan Arab Jamahiriya	33	23	188	124	193	56
Lithuania	*	*	*	*	*	*
Luxembourg	*	*	*	*	*	*
Madagascar	*	*	*	*	*	*
Malawi	*	*	*	*	*	*
Malaysia	*	*	*	10	*	*
Mali	*	5	21	23	20	8
Malta	*	*	*	*	*	*
Mauritania	*	*	11	5	*	*
Mexico	*	*	7	16	14	*
Moldova, Republic of	10	26	32	40	205	36
Mongolia	*	*	13	8	5	*
Montenegro	*	*	*	*	*	*
Morocco	93	85	774	907	721	178
Mozambique	*	*	*	*	*	*
Myanmar	*	*	16	16	58	*
Namibia	*	*	*	*	*	*
Nepal	*	*	*	*	9	*
Netherlands	*	*	*	*	*	*



## Monthly First Asylum Applications in The Netherlands in 2023

Source: METiS

Country of citizenships	Jan	Feb	2020	2021	2022	2023
Nicaragua	*	6	5	*	67	6
Niger	5	*	27	16	18	6
Nigeria	38	51	633	418	521	89
Norway	*	*	*	*	*	*
Oman	*	*	*	*	*	*
Pakistan	62	45	267	443	877	107
Palestinian Territory, Occupied	*	*	17	17	32	5
Panama	*	*	*	*	*	*
Peru	15	*	7	6	19	15
Philippines	*	*	8	*	*	*
Poland	*	*	10	*	8	*
Portugal	*	*	*	*	*	*
Qatar	*	*	*	*	*	*
Republic of North Macedonia	*	*	54	15	14	*
Romania	*	*	*	*	*	*
Russian Federation	30	31	180	205	590	61
Rwanda	*	*	5	9	6	*
Saint Lucia	*	*	*	*	*	*
Saudi Arabia	*	5	9	31	38	6
Senegal	*	*	45	42	20	5
Serbia	15	*	82	32	26	15
Sierra Leone	8	9	58	66	84	17
Somalia	161	157	202	903	1.457	318
South Africa	*	*	5	7	17	*
South Sudan	*	*	8	16	7	*
Spain	*	*	*	*	*	*
Sri Lanka	8	*	22	20	31	8
Stateless	5	*	33	43	39	6
Sudan	29	22	157	135	195	51
Suriname	*	*	17	*	9	*
Syrian Arab Republic	638	455	4.022	8.323	12.648	1.093
Taiwan	*	*	*	*	*	*
Tajikistan	*	*	19	17	48	*
Tanzania, United Republic of	*	*	17	5	11	*
Thailand	*	*	*	*	*	*
Togo	*	*	*	*	*	*
Trinidad and Tobago	*	*	*	9	19	*
Tunisia	42	25	242	264	285	67
Turkey	163	155	989	2.459	2.684	318
Turkmenistan	*	*	*	19	26	*
Uganda	9	24	85	57	192	33
Ukraine	56	26	42	71	1.060	82
United Arab Emirates	*	*	*	*	*	*
United Kingdom	*	*	*	*	8	*
United States of America	*	*	11	14	17	*
Unknown	114	75	581	829	1.113	189
Uzbekistan	6	5	11	22	58	11



## Monthly First Asylum Applications in The Netherlands in 2023

Source: METiS

Country of citizenships	Jan	Feb	2020	2021	2022	2023
Venezuela	*	16	83	72	175	17
Viet Nam	*	*	18	13	7	*
Yemen	156	152	410	1.189	2.428	308
Zambia	*	*	*	*	5	*
Zimbabwe	6	*	12	6	18	6
Other	*	*	58	44	*	*
<b>Totaal</b>	<b>2.499</b>	<b>2.194</b>	<b>13.673</b>	<b>24.686</b>	<b>35.535</b>	<b>4.693</b>

\* To conceal the lowest figures, all values between 0 and 4 are replaced by asterisk.

Selection criterion for this table: all nationalities with at least 1 application in the current year.